



TURNING
SCIENCE
INTO
MEDICINE

Annual Report **2010**



TURNING SCIENCE INTO MEDICINE

About Genmab

Genmab is a leading international biotechnology company focused on developing fully human antibody therapeutics for the potential treatment of cancer. Genmab's world class discovery and development teams are using cutting-edge technology to create and develop products to address unmet medical needs. Our primary goal is to improve the lives of patients who are in urgent need of new treatment options.

Clinical Product Pipeline as of February 28, 2011

Product	Disease Indications	DEVELOPMENT PHASE			
		I	I/II	II	III
Ofatumumab 20 studies Partner: GSK	Chronic lymphocytic leukemia (CLL)	█		█	█
	Follicular lymphoma (FL)			█	█
	Rheumatoid arthritis (RA)			█	█
	Diffuse large B-cell lymphoma (DLBCL)			█	█
	Relapsing remitting multiple sclerosis (RRMS)			█	
	Waldenstrom's Macroglobulinemia (WM)			█	
Zalutumumab 6 studies	Head and neck cancer (SCCHN)		█	█	█
Daratumumab	Multiple myeloma		█		
RG4930 Partner: Roche	Asthma—Target: OX40L			█	
RG1512 Partner: Roche	Cardiovascular disease—Target: P-selectin			█	

Genmab®; the Y-shaped Genmab logo®; HuMax®; HuMax-CD20®; HuMax-EGFr™; HuMax-IL8™; HuMax-TACT™; HuMax-CD38™; HuMax-TFT™; HuMax-Her2™; HuMax-Wnt™; HuMax-cMet™; DuoBody™ and UniBody® are all trademarks of Genmab A/S. Arzerra® is a trademark of GlaxoSmithKline.

©2011, Genmab A/S. All rights reserved.

TABLE OF CONTENTS

Directors Report

About Genmab.	2
Clinical Product Pipeline as of February 28, 2011.	2
Shareholder Letter.	4
2010 Highlights.	6
Consolidated Key Figures.	7
Our Strategy.	8
2010 Overview.	10
Outlook.	11
Product Pipeline.	13
Collaborations.	18
Manufacturing.	19
Antibody Technology, Streamlined Development and Intellectual Property.	21
Human Resources.	22
Financial Review.	23
Subsequent Events.	28
Corporate Governance.	28
Corporate Social Responsibility (CSR).	33
Description of Management Reporting Systems and Internal Control Systems.	36
Risk Management.	37
Procedures for Changes in the Articles of Association.	40
Change of Control.	40
Distribution of the Year's Result.	41
Investor Relations.	41
2010 Stock Exchange Releases.	42
Board of Directors.	44
Senior Management.	47

Financial Statements

Genmab Group and the Parent Company.	50
--	----

Directors' and Managements' Statement on the Annual Report.	102
--	-----

Independent Auditor's Report.	103
---------------------------------------	-----

Supplementary Information (Unaudited)

Conversion of Certain DKK Amounts into USD.	104
---	-----



THREE-
PRONGED
STRATEGIC
APPROACH »



Shareholder Letter

DEAR SHAREHOLDER,

Biotech is a volatile industry in which peaks and troughs are a fact of life. Genmab is no exception to this rule. We have faced such low points in the recent years and made the necessary course corrections. Thanks to our decisive actions, we have significantly strengthened our financial position. We worked hard to control our bottom line and looking back, our 2010 operating loss of DKK 161 million is less than half of the operating loss reported in 2005 and the lowest since 2000, the year of our IPO. We have likewise trimmed our R&D expenses to DKK 583 million while conducting an ever increasing number of late stage clinical trials.

During 2010, we benefited from the first full year of Arzerra® (ofatumumab) sales. Our collaboration partner, GlaxoSmithKline (GSK), has successfully launched Arzerra in the US and Europe, resulting in DKK 270 million in sales and DKK 54 million in royalty payments to Genmab. Arzerra is now available to patients in 17 countries and we expect the sales to increase driven by the assignment of a permanent J-code for reimbursement in the US and new product launches around the world. We are thrilled to see, as a direct result of our efforts, that patients' lives are being transformed by treatment with Arzerra. As one chronic lymphocytic leukemia (CLL) patient so aptly put it, "Through the use of Arzerra, I have so far been able to live a normal life with all the fun things that can be part of it." It brings us tremendous satisfaction to see our life's work making a real difference. That is the true promise of Genmab.

"Arzerra is now available to patients in 17 countries."

2010 was a year of refocus for Genmab. My appointment as CEO served as a catalyst for change at the company. The very successful renegotiation of the ofatumumab agreement with GSK, the introduction of an updated corporate strategy and the execution of two new significant collaborations with Lundbeck and Seattle Genetics have turned the tide at Genmab. Through these and other steps we have taken since June, we regained our momentum and our focus on revolutionizing the treatment of cancer.

If 2010 can be called a year of transformation for Genmab, then 2011 is the time to take advantage of our fresh

perspective. At our R&D Day in January 2011, we presented a pipeline update focusing on both naked human antibody therapeutics and antibody-drug conjugates (ADCs). ADCs combine the specificity of antibodies with the tumor toxicity of chemotherapy, selectively delivering cell-killing agents to a tumor while decreasing exposure to normal tissue. We are already developing one ADC, HuMax-TF™, with Seattle Genetics and are investigating other opportunities with this technology, which we view as a promising next wave in cancer therapeutics. We also provided additional insights into our next-generation bispecific antibody technology, DuoBody™. We are excited about this novel technology which Genmab scientists developed 100% in house. Our DuoBody technology effectively produces stable human bispecific antibodies that can enhance the selectivity of tumor therapy by dual antigen targeting or effectively increase tumor cell killing by redirecting the immune system towards the tumor. This technology may significantly expand development possibilities for Genmab. In addition, it presents us with a unique opportunity to create a business model as we can license this technology to other (bio)pharmaceutical companies.

We are looking forward to presenting key clinical data this year as well. Data from an increasing number of clinical studies with ofatumumab will become available. This includes data in the autoimmune diseases rheumatoid arthritis (RA) and multiple sclerosis (MS) as well as various types of cancer. We also expect the first clinical data from the Phase I/II study of daratumumab in multiple myeloma to be reported in 2011. This antibody has demonstrated extremely potent killing activity of multiple myeloma cells in pre-clinical studies and we are optimistic about its potential clinical activity. The market opportunity for daratumumab is also significant with multiple myeloma product sales reaching approximately USD 3.5 billion in 2009. Furthermore, daratumumab could potentially be used to treat other hematological malignancies such as CLL, diffuse large B-cell lymphoma (DLBCL), mantle cell lymphoma and T-cell lymphoma.

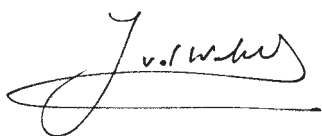
We remain focused on selling our manufacturing facility in Minnesota. The sale process is active with several interested parties under confidentiality and further sales initiatives are planned this year. Despite difficult market conditions, we believe it is possible for Genmab to enter a sales agreement for the facility in 2011.

In October we provided clarification on the potential regulatory pathway for zalutumumab. Based on feedback we received from selected national authorities, we believe that a Marketing Authorization Application (MAA) for zalutumumab could be pursued based on data from the Phase III study in patients with refractory head and neck cancer, while additional data would be required prior to submitting a regulatory application in the US. We were encouraged by the overall regulatory feedback as we believe zalutumumab has significant potential in treating a range of difficult to treat cancers. We hope to find a partner to bring this important medicine to patients who are without further treatment options.

“ We take our responsibility to patients and shareholders seriously and are committed to executing on our promises and building up confidence in the company. ”

Genmab continues to be an innovative company that employs the best and brightest in the industry and we thank our employees for their dedication to the company and its goals. We have the skills, know-how and determination to succeed in our mission of revolutionizing cancer treatment, improving patients' lives and building a profitable and successful biotech company. We take our responsibility to patients and shareholders seriously and are committed to executing on our promises and building up confidence in the company. Thank you for keeping the faith in Genmab during challenging times and for your continued support as we rise to meet the challenges that lie ahead.

Sincerely yours,



Jan van de Winkel, Ph.D.
President & Chief Executive Officer



2010 Highlights

ENVISIONING A NEW FUTURE

- » Appointed Jan van de Winkel, Ph.D. as new CEO
- » Elected three Genmab employees to Board of Directors
- » Updated Genmab's corporate strategy
- » Implemented a reorganization, saving DKK 30 million annually

MAXIMIZING THE VALUE OF ARZERRA (OFATUMUMAB)

- » Received conditional marketing authorization for Arzerra in Europe
- » Achieved first full year of Arzerra sales – GBP 31 million (DKK 270 million), resulting in DKK 54 million in royalty payments to Genmab
- » Announced plans to focus on subcutaneous delivery in autoimmune indications

ADVANCING OUR PIPELINE

- » Announced data from the Phase III study of zalutumumab in refractory head and neck cancer
- » Provided update on potential regulatory pathway for zalutumumab
- » Initiated six new clinical studies
 - » Phase III study of ofatumumab in combination with bendamustine in follicular NHL in patients who did not respond to a rituximab-containing regimen
 - » Phase III maintenance study of ofatumumab versus no further treatment in patients with relapsed CLL who have responded to induction therapy
 - » Phase III study of ofatumumab versus rituximab in

rituximab-sensitive follicular NHL that has relapsed at least 6 months after treatment with a rituximab-containing regimen

- » Phase II study of ofatumumab in previously treated CLL in Japan
- » Phase II RG1512 study in cardiovascular disease initiated by Roche
- » Phase I study of cardiovascular effects of ofatumumab in refractory CLL
- » Published data from seven clinical studies, including two Phase III trials
- » Introduced DuoBody, a novel, next generation bispecific antibody technology
- » Announced new pre-clinical program – HuMax-cMet™

DRIVING VALUE THROUGH COLLABORATIONS

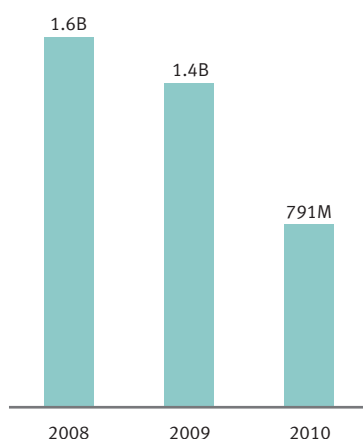
- » Amended ofatumumab agreement with GSK
- » Executed antibody development agreement with Lundbeck
- » Entered research collaboration with Seattle Genetics for HuMax-TF
- » Reached three milestones totaling DKK 206 million – two GSK and one Roche

MANAGING & CONTROLLING CASH BURN

- » Achieved lowest operating loss (from continuing operations) in 10 years
- » Increased cash position by DKK 265 million from the end of 2009
- » Reduced operating loss by 68% from 2009 levels

CONTROLLING COSTS

Expenses (DKK)



Includes expenses related to continuing and discontinuing operations. 2009 and 2010 exclude the non-cash Minnesota impairment charges of DKK 419 million and DKK 130 million, respectively.

Consolidated Key Figures

The following key figures and financial ratios have been prepared on a consolidated basis. The financial ratios have been calculated in accordance with the recommendations of the Danish Society of Financial Analysts of 2010.

Key figures comply with the requirements under the Danish financial reporting requirements and the IFRS. All key figures and financial ratios are in conformity with the current accounting policies.

	2010	2009	2008	2007	2006
	DKK'000	DKK'000	DKK'000	DKK'000	DKK'000
Income Statement					
Revenues	582,077	586,076	692,298	529,537	135,547
Research and development costs	(582,512)	(935,361)	(1,270,799)	(849,202)	(513,065)
General and administrative expenses	(160,254)	(148,749)	(143,529)	(117,468)	(94,696)
Operating result	(160,689)	(498,034)	(722,030)	(437,133)	(472,214)
Net financial items	38,246	156,045	(94,835)	53,764	33,978
Net result for continuing operations	(143,317)	(347,898)	(817,448)	(383,369)	(438,236)
Balance Sheet					
Cash and marketable securities*	1,546,221	1,281,356	1,762,012	3,693,443	1,724,333
Non-current assets	62,234	73,197	1,292,183	40,768	33,717
Assets	2,481,601	2,221,534	3,258,953	3,958,783	1,804,629
Shareholders' equity	1,080,067	1,297,192	2,188,562	2,883,279	1,607,582
Share capital	44,907	44,907	44,889	44,520	39,648
Investments in intangible and tangible assets	10,110	16,778	933,329	23,436	5,348
Cash Flow Statement					
Cash flow from operating activities	268,171	(570,061)	(513,333)	505,898	(379,623)
Cash flow from investing activities	(738,496)	974,726	460,104	(2,362,934)	(451,373)
Cash flow from financing activities	(7,005)	(6,643)	25,285	1,560,227	879,033
Cash, cash equivalents and bank overdraft*	(2,088)	464,446	70,013	131,753	429,075
Cash increase/(Cash burn)	264,865	(480,656)	(1,931,431)	1,969,110	471,431
Financial Ratios					
Basic and diluted net loss per share	(7.16)	(22.51)	(21.62)	(8.72)	(11.26)
Basic and diluted net loss per share continuing operations	(3.19)	(7.75)	(18.31)	-	-
Year-end share market price	65.50	82.00	203.00	309.00	380.00
Price / book value	2.72	2.84	4.16	4.77	9.37
Shareholders' equity per share	24.05	28.89	48.76	64.78	40.54
Equity ratio	44%	58%	67%	73%	89%
Average number of employees	229	505	565	291	237
Number of employees at year-end	189	309	555	344	248

* In 2010 and 2009, cash and marketable securities includes DKK 13 million and DKK 4 million, respectively, in cash and cash equivalents which was transferred to assets held for sale.

Our Strategy

Following the appointment of Jan van de Winkel, Ph.D., as our new CEO in June and the successful renegotiation of the ofatumumab partnership with GSK, which boosted Genmab's financial security and reduced funding concerns for the coming years, Genmab announced an update to its corporate strategy. Going forward the company will employ a three-pronged strategic approach:

- » Focus on the research and development core competence, identifying the best disease targets and developing unique best-in-class or first-in-class antibodies, and be at the leading edge in developing next generation technologies;

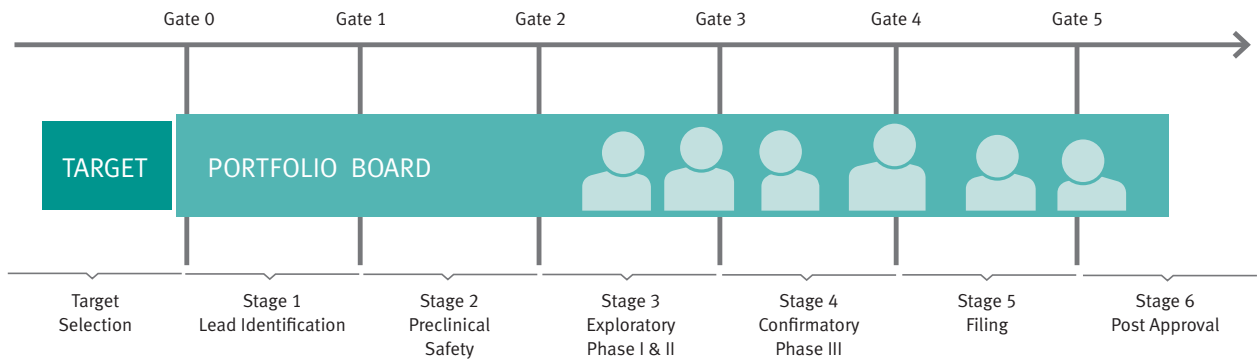
- » Turn science into medicine by producing differentiated antibody therapeutics with significant commercial potential that make business sense; and
- » Build a profitable and successful biotech business by maintaining a flexible and capital efficient model by maximizing partnership relationships.

To achieve these strategic aims, Genmab will focus on its dominant priorities, act in a disciplined manner and balance scientific, medical and business factors to advance products through its pipeline.

BALANCE SCIENCE WITH BUSINESS ACUMEN

Selective Investments

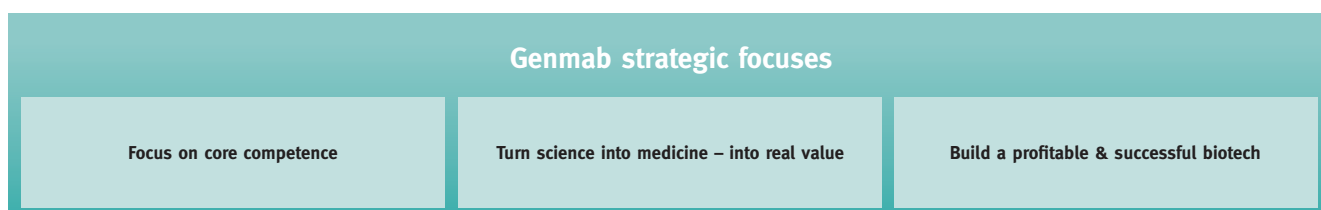
- » Selectively invest in products that will likely add more value
- » Scale up product investment in a stepwise fashion, based on successive proof of concept milestones
- » Multidisciplinary Portfolio Board



PROGRESS ON DOMINANT PRIORITIES

Current Priorities	Progress to Date
» Maximize value of ofatumumab	Contract amended with GSK as of July 1, 2010. New Phase III oncology trials announced. GSK to focus on subcutaneous delivery in autoimmune indications
» Evaluate all opportunities for zalutumumab	Update on potential regulatory pathway announced. Search for partner underway
» Promote sale of manufacturing facility	Focused on entering into a sales agreement in 2011
» Daratumumab, clinical proof of concept	Phase I/II study in progress. Data anticipated in 2011 and further combination studies are planned
» Extract value from R&D engine and pipeline	Signed an agreement with Lundbeck to create and develop human antibody therapeutics for disorders of the central nervous system
» Enter into new strategic collaborations	Signed an agreement with Seattle Genetics for ADC technology to develop HuMax-TF
» Optimize ways to advance next generation technologies	Introduced DuoBody, a novel next generation bispecific antibody technology
» Manage and control cash burn	Reduced operating expense from DKK 1,084 million in 2009 to DKK 743 million in 2010, with further reductions guided in 2011

THREE-PRONGED STRATEGIC APPROACH



2010 Overview

For the continuing operations, Genmab reported consolidated revenues of DKK 582 million in 2010, an operating loss of DKK 161 million and a net loss of DKK 143 million. Genmab ended 2010 with a total cash position of DKK 1,546 million.

Overall, the total financial performance is in line with the most recent revised guidance issued on November 9, 2010. The operating loss and cash position is better than projected, partly driven by timing differences in development costs.

In April 2010, the European Commission (EC) granted a conditional marketing authorization for ofatumumab for the treatment of CLL in patients who are refractory (have not responded) to fludarabine and alemtuzumab. Full year worldwide sales for ofatumumab in 2010 totalled DKK 270 million, resulting in DKK 54 million of royalty income to Genmab.

We continued to make progress with our clinical trials, reporting results from seven clinical studies, including three Phase III trials. We also initiated five ofatumumab studies, including three Phase III studies and Roche started a Phase II study of RG1512. Genmab also provided an update on the potential regulatory pathway for zalutumumab.

As a result of the achievements in these development programs, Genmab reached two milestone payments under the GSK collaboration totaling DKK 203 million and received a milestone payment of DKK 3 million from Roche at the initiation of the Phase II RG1512 study.

We strengthened our relationship with GSK when we announced an amendment to our ofatumumab co-development and commercialization agreement in July. Under the terms of the amendment, GSK has taken full responsibility for developing ofatumumab in autoimmune indications while continuing to jointly fund and develop ofatumumab in oncology indications. For more information on the amendment to the ofatumumab agreement, please refer

to the Collaborations section of this report. Following this amendment GSK announced plans to focus on the subcutaneous delivery of ofatumumab in autoimmune indications.

We also signed new collaboration agreements with H. Lundbeck A/S and Seattle Genetics, Inc. Under the Lundbeck agreement, Genmab will develop antibodies to central nervous system targets identified by Lundbeck. Genmab received an upfront payment of EUR 7.5 million (approximately DKK 56 million at the date of the agreement) upon entering the collaboration. In addition, Genmab entered an antibody-drug conjugate (ADC) research collaboration agreement with Seattle Genetics under which Genmab has rights to utilize Seattle Genetics' ADC technology with its HuMax-TF antibody. For more information on these collaborations, please refer to the Collaborations section of this report.

In June, Genmab announced changes to its management and Board of Directors. Three employee board members were elected to the board by the employees of the Genmab group. They were Daniel J. Bruno, based in Princeton, NJ, USA, Nedjad Losic, based in Copenhagen, Denmark and Dr. Tom Vink, based in Utrecht, the Netherlands. In addition, Lisa N. Drakeman, Ph.D. retired from her position as Chief Executive Officer and Board Member of the company. The Chief Executive Officer position at Genmab was filled by Jan van de Winkel, Ph.D., the company's former President, Research and Development and Chief Scientific Officer.

As a result of Genmab's updated corporate strategy, the restructuring of the ofatumumab agreement with GSK and the intent to partner zalutumumab, Genmab announced plans to reorganize its workforce to match resources with the reduced workload. While no development programs were discontinued as a result of this reorganization, we anticipate annual savings of approximately DKK 30 million.

Outlook

MDKK	2011 GUIDANCE	2010 ACTUAL RESULTS
REVENUE	325 - 350	582
OPERATING EXPENSES	(675) - (725)	(743)
OPERATING LOSS CONTINUING OPERATIONS	(350) - (400)	(161)
DISCONTINUED OPERATION	(50)	(178)
CASH AT BEGINNING OF YEAR*	1,546	1,281
CASH USED IN OPERATIONS	(575) - (625)	(550)
GSK UPFRONT PAYMENT	-	815
FACILITY SALE	660	-
CASH AT END OF YEAR*	1,575 - 1,625	1,546

* Cash, cash equivalents, and marketable securities

We expect our 2011 revenue to be DKK 325 – 350 million compared to DKK 582 million reported for 2010. The reduction in revenue is mostly due to the inclusion of two development milestones related to our agreement with GSK totaling DKK 203 million in 2010. There are no GSK development milestones included in 2011. Our projected revenue for 2011 consists primarily of non-cash amortization of deferred revenue totaling DKK 226 million and royalties on sales of Arzerra of DKK 80 million, an increase of 48% compared to 2010.

We anticipate that our 2011 operating expenses from continuing operations will be DKK 675 – 725 million compared to DKK 743 million in 2010. The decrease is primarily attributable to a continued strong focus on cost control while continuing to progress our pre-clinical and clinical pipeline. 2011 operating expenses include approximately DKK 80 million related to zalutumumab and represents a full 12 months of development activity. This cost could potentially be reduced if we are able to enter into a licensing or other transaction.

We expect the operating loss from continuing operations for 2011 to be approximately DKK 350 - 400 million, compared to the operating loss of DKK 161 million reported for 2010.

The discontinued operation guidance of DKK 50 million relates to the ongoing running costs of the Minnesota manufacturing facility and represents a full 12 months of activity maintaining the facility in a validated state. This cost could be lower if the facility is sold before the end of the year. We remain focused on entering a sales agreement in 2011. Further details of the facility can be viewed at www.genmab-facility.com. The fair value of the manufacturing facility less costs to sell is estimated at USD 120 million, approximately DKK 660 million, at an assumed exchange rate of USD 1.00 = DKK 5.50.

As of December 31, 2010, we had cash, cash equivalents and marketable securities of DKK 1,546 million and are projecting a cash burn in 2011, excluding proceeds from the facility sale, of DKK 575 – 625 million. Taking into account the planned sale of the manufacturing facility, we are projecting a cash balance at the end of the year of DKK 1,575 – 1,625 million.

In addition to factors already mentioned, the estimates above are subject to change due to numerous reasons, including but not limited to the timing and variation of development activities (including activities carried out by our collaboration partners) and related income and costs; fair value less cost to sell of our manufacturing facility; fluctuations in the value of our marketable securities; Arzerra sales and corresponding royalties to Genmab; and currency exchange rates. The financial guidance also assumes that no significant agreements are entered into during 2011 that could materially affect the results.



Product Pipeline

Our scientific teams continuously investigate promising new disease targets for potential addition to our pipeline. As of December 31, 2010, we had 29 ongoing clinical trials compared to 25 at the end of December 2009.

An overview of the development status of each of our clinical products is provided in the following sections. More detailed descriptions of dosing, efficacy and safety data from certain clinical trials have been published in our stock exchange releases to the NASDAQ OMX Copenhagen, which are available on Genmab's website, www.genmab.com.

OFATUMUMAB (ARZERRA)

- » Successful GSK collaboration – contract amended in 2010 (see Collaborations section)
- » Arzerra brought to market in US and EU in less than 8 years
- » Broad oncology and autoimmune disease potential
- » 20 studies ongoing – 10 Phase III studies

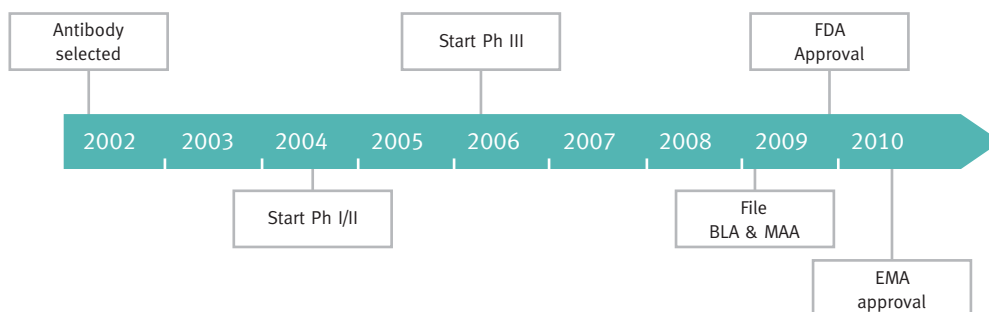
Ofatumumab, which is being marketed and developed under a co-development and commercialization agreement

with GSK, has received accelerated approval from the FDA for use in the US and conditional marketing authorization in the EU in patients with CLL that is refractory to fludarabine and alemtuzumab under the trade name Arzerra. Ofatumumab is a novel human monoclonal antibody which targets a part of the CD20 molecule encompassing an epitope in the small loop (*Teeling et al 2006*). The CD20 molecule is a key target in CLL therapy, because it is expressed in most B cell malignancies (*Cragg et al 2005*). Ofatumumab is in development for CLL, follicular lymphoma (FL), DLBCL, Waldenstrom's macroglobulinemia (WM), RA and relapsing-remitting multiple sclerosis (RRMS).

Following the 2009 US and 2010 EU approval of ofatumumab, sales of DKK 270 million were achieved in 2010 with royalty income to Genmab of DKK 54 million. Arzerra is now available in 17 countries around the world, including the US, Germany, Denmark, the Netherlands and Sweden. Product launches in additional countries are planned for 2011.

GSK and Genmab announced top-line results from the concluded pivotal trial of ofatumumab in patients with fludarabine and alemtuzumab refractory CLL in August 2010. A total of 95 patients with fludarabine and alemtuzumab refractory CLL were treated in the study. The objective

ARZERRA US & EU APPROVAL IN ~8 YEARS



response rate (ORR) in the study, as determined by an Independent Review Committee, was 51%. In addition to the 95 patients in the efficacy analysis the study also included 128 patients with relapsed or refractory CLL, who were not refractory to both fludarabine and alemtuzumab. There were no unexpected safety findings reported in the total study population (n=223).

Results from this concluded pivotal trial are consistent with the efficacy and safety data reported in the interim analysis and demonstrate the activity of single-agent ofatumumab in patients with heavily pre-treated fludarabine and alemtuzumab-refractory CLL.

In August, Genmab announced top-line interim results from a Phase II study of ofatumumab to evaluate the treatment of relapsed DLBCL in patients ineligible for or relapsed following a stem cell transplant. Ninety-six percent of the 81 patients in the study had received prior rituximab therapy. Fifty-four percent of the patients received between two and five prior courses of rituximab. Thirty-one percent had received a prior stem cell transplant and the remaining 69% were ineligible for transplant. The ORR observed at the interim analysis was 11% with a median duration of response of 6.9 months. There were no unexpected safety findings.

GSK and Genmab announced positive results from an ofatumumab Phase II safety and pharmacokinetics study in patients with RRMS in 2010. A total of 38 patients were randomized to receive two infusions of 100 mg, 300 mg or 700 mg of ofatumumab or placebo. After 24 weeks, the patients randomized to placebo were treated with ofatumumab and patients who were treated with ofatumumab received placebo. All patients were then followed for an additional 24 weeks. There were no dose limiting toxicities, no unexpected safety findings, and no patients tested positive for human anti-human antibodies.

Efficacy was assessed by MRI (magnetic resonance imaging) as a secondary endpoint. Although the study included a small number of patients, statistically significant reductions in the number of brain lesions (as measured on serial MRI scans from week 8 to week 24) were seen on ofatumumab as compared to placebo and the reductions were seen in all dose groups. Repeated MRI scans showed a sustained reduction in the number of brain lesions up to week 48 in patients (n=26) who were treated with ofatumumab followed by placebo. Patients who received placebo followed by ofatumumab (n=12) showed similar 24 week results to those who were treated with ofatumumab followed by placebo.

In September, GSK and Genmab announced plans to focus on the development of the subcutaneous delivery of ofatumumab in autoimmune indications and will stop further development work on the intravenous route of administration in autoimmune disease. GSK plans to begin a Phase IIB dose ranging study in MS using the subcutaneous administration of ofatumumab in 2011 following discussion with regulatory authorities. Further work in RA with a subcutaneous administration of ofatumumab is under review.

In December, interim data from the Phase II study of ofatumumab in Waldenstrom's macroglobulinemia was presented at the 52nd American Society of Hematology (ASH) Annual Meeting and Exposition. The overall response rate achieved in the interim analyses was 43% (6 of 14 evaluable patients).

At Genmab's R&D Day in January 2011, we announced that a pre-planned interim analysis of the Phase II study of ofatumumab in combination with ICE or DHAP chemotherapy in relapsed/refractory DLBCL showed that the pre-specified minimum response rate was met or exceeded, warranting continued recruitment into the study. We plan to present primary endpoint data from this important study later in 2011.

A permanent Common Procedure Coding System (HCPCS) J-Code for ofatumumab became effective January 1, 2011. The new J-Code will facilitate insurance reimbursement for ofatumumab in the US.

During 2010, five new ofatumumab studies were initiated, including three new Phase III studies. A total of 20 ofatumumab studies were ongoing as of December 31, 2010 as shown below.

Major Indication	Study Description
» CLL	Phase III study of ofatumumab in combination with chlorambucil for front line CLL Phase III study of ofatumumab in combination with FC for second line CLL Phase III maintenance study of ofatumumab versus no further treatment in patients with relapsed CLL who have responded to induction therapy Phase III study in fludarabine and alemtuzumab refractory CLL Three Phase II trials and one Phase I trial
» FL	Phase III study in rituximab refractory follicular NHL Phase III study of ofatumumab in combination with bendamustine Phase III study of ofatumumab versus rituximab in rituximab-sensitive follicular NHL that has relapsed at least 6 months after treatment with a rituximab-containing regimen Phase II NHL study in Japan
» DLBCL	Phase III study of ofatumumab plus chemotherapy versus rituximab plus chemotherapy in relapsed or refractory DLBCL Two Phase II trials
» WM	Phase II trial
» RA	Phase III study in RA patients who had an inadequate response to methotrexate Phase III study in RA patients who had an inadequate response to TNF-alpha antagonist therapy Phase II retreatment study
» RRMS	Phase II safety and pharmacokinetics study

ZALUTUMUMAB

- » Significant patient population
 - » Approximately 40,000 new head and neck cancer patients each year in US and EU
 - » Potential for development in many tumor types
- » Current leading EGFr therapy is Erbitux, which generated approximately USD 1.6 billion in sales in 2009
- » Search for partner underway

Zalutumumab is a high-affinity human antibody that targets the Epidermal Growth Factor receptor (EGFr), a molecule found in abundance on the surface of many cancer cells, and is a clinically validated target. Zalutumumab has received a Fast Track designation from the FDA covering patients with head and neck cancer who have previously failed standard therapies.

In March 2010, we announced top-line results from the Phase III pivotal study to treat 286 patients with recurrent or metastatic squamous cell carcinoma of the head and neck (SCCHN) who failed standard platinum-based chemotherapy. Median overall survival in patients receiving zalutumumab in combination with best supportive care (BSC) was 6.7 months compared to 5.2 for BSC alone ($p = 0.0648$). Although this represented a 30% improvement, the result did not demonstrate a statistically significant difference in overall survival, the primary endpoint of the study. However, patients in the zalutumumab arm did experience a 61% increase in progression free survival compared to patients in the BSC alone arm ($p=0.001$). The safety profile observed for zalutumumab was as expected within this drug class in patients with SCCHN. Adverse events reported more frequently for patients in the zalutumumab plus BSC group were infusion related reactions, skin and nail disorders, electrolyte disturbances, gastrointestinal disorders, eye disorders, infections and headache.

In October we announced an update on the potential regulatory pathway for zalutumumab following preliminary, non-binding discussions with a number of selected national European regulatory authorities and the FDA. Based on overall feedback from regulatory authorities in Europe, Genmab believes a MAA for zalutumumab could be pursued based on the data from the Phase III study in patients with

recurrent or metastatic SCCHN who failed standard platinum-based therapy. Additional clinical study data would, however, be required prior to submitting a regulatory application in the US.

Safety data from the Phase I/II study of zalutumumab in combination with chemo-radiation was presented at the European Society for Therapeutic Radiology and Oncology (ESTRO) meeting in September 2010. Thirty patients were enrolled in the study. The most common adverse events observed during or up to 4 weeks after ended treatment were mucositis, dysphagia, radiation dermatitis, laryngitis, febrile neutropenia and headache. There were three cases of grade 4 radiation dermatitis and one grade 4 mucositis reported in three patients receiving 16 mg/kg of zalutumumab, compared to no grade 4 radiation toxicities in the lower dose groups. Thus the maximum tolerated dose and recommended dose for further development is 12 mg/kg.

A total of 6 zalutumumab studies were ongoing as of December 31, 2010, as described below.

Major Indication	Study Description
» SCCHN	Phase III study in recurrent or metastatic SCCHN patients who failed standard platinum-based chemotherapy
	Phase III front line study of zalutumumab in combination with radiation or chemo-radiation (in cooperation with DAHANCA)
	Phase II safety study
	Phase I/II front line study of zalutumumab in combination with chemo-radiation
	Phase I/II study of zalutumumab in combination with radiotherapy
	Phase I/II pharmacokinetics study

DARATUMUMAB

- » Target on multiple cancers, multiple myeloma, various leukemias (B-CLL, AML, B-ALL, plasma cell leukemias), NHL
 - » Broad-spectrum killing activity; mediates cell death via ADCC, CDC and apoptosis
 - » Inhibits growth of CD38-expressing tumors in mouse models at very low doses
 - » Significant patient population with sales of therapeutic products to treat multiple myeloma reaching approximately USD 3.5 billion in 2009
 - » Enhances cell killing in combination with lenalidomide and bortezomib
 - » Phase I/II study in progress; data anticipated in 2011
-

Daratumumab is a fully human antibody in clinical development to target the CD38 molecule which is highly expressed on the surface of multiple myeloma tumor cells. In pre-clinical studies, daratumumab induced potent immune system killing mechanisms such as antibody-dependent cellular cytotoxicity (ADCC) and complement dependent cytotoxicity (CDC) towards primary multiple myeloma tumors. Furthermore, daratumumab mediated cell death via apoptosis and inhibited the enzymatic activity of the CD38 molecule, which may contribute to its efficacy in killing primary multiple myeloma and plasma cell leukemia cells. Additional pre-clinical data presented in 2010 has shown that when daratumumab is added to standard treatments, it enhances the capacity of lenalidomide and bortezomib to kill multiple myeloma cells.

A Phase I/II safety and dose finding study of daratumumab for the treatment of multiple myeloma is underway. The study will include a maximum of 122 patients with multiple myeloma who are relapsed or refractory to at least two different prior treatments and are without further established treatment options. Genmab expects to report data from the study in 2011 and is currently planning new Phase I/II combination studies.

OTHER CLINICAL PROGRAMS

Our partner Roche is conducting clinical studies with two antibodies developed by Genmab under the companies' collaboration agreement. RG4930 is in Phase II develop-

ment for asthma targeting OX40L. A Phase II study investigating RG1512, which targets P-selectin, for treatment of cardiovascular disease was initiated in December 2010.

Genmab has licensed zanolimumab, a fully human antibody targeting CD4 to TenX Biopharma, Inc. Zanolimumab is in development for the treatment of cutaneous T-cell lymphoma (CTCL) and non-cutaneous T-cell lymphoma (NCTCL). TenX Biopharma filed for chapter 11 bankruptcy protection in November 2010 and Genmab awaits the outcome of these proceedings.

PRE-CLINICAL PROGRAMS

Genmab has over ten programs in pre-clinical development. We continually work to create new antibodies to a variety of targets for a number of disease indications. We also evaluate disease targets identified by other companies for potential addition to our pipeline.

In April, Genmab announced a new pre-clinical program, HuMax-cMet. We have generated over 75 unique antibodies targeting cMet, a cancer target involved in cell growth and angiogenesis which is over-expressed on a wide variety of solid tumors including breast, lung, pancreatic, ovarian, prostate, renal, gastric and colorectal cancers.

Genmab is developing HuMax-TF, an antibody-drug conjugate, in collaboration with Seattle Genetics. HuMax-TF was selected from a panel of over 100 antibodies based on its ability to inhibit target cell signaling and induce ADCC and anti-tumor activity. Pre-clinical studies are currently being conducted.

Furthermore, Genmab has agreed to develop antibodies to three central nervous system targets under a collaboration initiated with Lundbeck in October 2010.

Collaborations

In support of our strategy to build a broad portfolio of products and facilitate their potential commercialization, Genmab has established collaborations with major pharmaceutical and biotechnology companies, through which our partner companies gain access to our antibody development capabilities, while helping us bring our products closer to the market. Genmab has also formed a number of partnerships to gain access to promising disease targets that may be suitable for additional antibody products. We have key collaborations with GSK, Roche, H. Lundbeck A/S and Seattle Genetics, world leading research-based pharmaceutical and healthcare companies.

GSK

In December 2006, we granted exclusive worldwide rights to co-develop and commercialize ofatumumab to GSK.

Under the terms of the agreement, Genmab received a license fee of DKK 582 million, and GSK invested DKK 2,033 million to subscribe in Genmab shares. We may also receive potential milestone payments in addition to those already received. In addition, Genmab will be entitled to receive tiered double-digit royalties on global sales of ofatumumab. From 2008, the parties shared certain development costs, and GSK is responsible for commercial manufacturing and commercialization expenses.

Under the terms of a December 2008 amendment to the agreement, Genmab received a one-time payment of USD 4.5 million from GSK in exchange for terminating its option to co-promote ofatumumab.

In July 2010, GSK and Genmab announced a further amendment to the ofatumumab agreement. Under the terms of the amendment, GSK has taken responsibility for developing ofatumumab in autoimmune indications whilst continuing to jointly develop ofatumumab with Genmab in oncology indications. Genmab received an upfront payment of GBP 90 million (DKK 815 million at the date of the agreement) from GSK in connection with the amendment.

Genmab's future funding commitment for the development of ofatumumab in oncology indications will be capped at a total of GBP 145 million (DKK 1,314 million at the date of the agreement), including a yearly cash funding cap of GBP 17 million (DKK 154 million at the date of the agreement) for each of the next six years starting with 2010. Future milestones due to Genmab under the oncology development program will be reduced by 50%. The royalty tiers on the oncology indications were unchanged.

All development work on the autoimmune and oncology indications being performed by Genmab was substantially transferred to GSK by the end of 2010.

In 2010, Genmab achieved two milestones under this collaboration. A milestone payment of DKK 87 million was paid upon gaining conditional marketing authorization of ofatumumab in the EU and DKK 116 million was paid when the first patient was treated in the Phase III study of ofatumumab in patients with indolent B-cell non-Hodgkin's lymphoma (B-NHL) who did not respond to or progressed during, or within 6 months of a rituximab-containing regimen.

ROCHE

Under our agreement with Roche, we have utilized our broad antibody expertise and development capabilities to create human antibodies to a wide range of disease targets identified by Roche. If the products are successful, Genmab will receive milestone and royalty payments. Roche is fully responsible for the development of these products. Under certain circumstances, Genmab may obtain rights to develop products based on disease targets identified by Roche.

H. LUNDBECK A/S

In October 2010, Genmab and Lundbeck entered an agreement to create and develop human antibody therapeutics for disorders of the central nervous system (CNS). Genmab will create novel human antibodies to three targets identified by Lundbeck. Lundbeck has access to Genmab's antibody creation and development capabilities, including its UniBody® platform. Lundbeck will have an option to take selected antibodies into clinical development at its own cost and subject to the payment of milestones and single-digit royalties to Genmab upon successful development and commercialization. Genmab will have a similar option to take selected antibodies into clinical development for cancer indications at its own cost and subject to the payment of milestones and single-digit royalties to Lundbeck.

Under the terms of the agreement, Genmab received an upfront payment of EUR 7.5 million (approximately DKK 56 million at the date of the agreement). Lundbeck will fully fund the development of the antibodies. If all milestones in the agreement are achieved, the total value of the agreement to Genmab would be approximately EUR 38 million (approximately DKK 283 million), plus single-digit royalties.

SEATTLE GENETICS

In September 2010, Genmab and Seattle Genetics, Inc. entered into an ADC research collaboration agreement. Under the agreement, Genmab has rights to utilize Seattle Genetics' ADC technology with its HuMax-TF antibody. Seattle Genetics received an undisclosed upfront payment and has the right to exercise a co-development option for any resulting ADC products at the end of Phase I clinical development.

Genmab is responsible for research, manufacturing, preclinical development and Phase I clinical trials of ADCs under this collaboration. Seattle Genetics will receive research support payments for any assistance provided to Genmab. If Seattle Genetics opts into an ADC product at the end of Phase I, the companies would co-develop and share all future costs and profits for the product on a 50:50 basis. If Seattle Genetics does not opt in to an

ADC product, Genmab would pay Seattle Genetics fees, milestones and mid-single digit royalties on worldwide net sales of the product.

TENX BIOPHARMA, INC.

In February 2010, Genmab closed a license agreement granting exclusive worldwide rights to develop and commercialize zanolimumab to TenX Biopharma, Inc. Under the terms of the agreement, Genmab received a payment of USD 4.5 million and will be entitled to milestones and royalties on sales of zanolimumab. TenX Biopharma will be responsible for all future costs of developing, manufacturing and commercializing zanolimumab. TenX Biopharma filed for chapter 11 bankruptcy protection in November 2010 and Genmab awaits the outcome of these proceedings. All amounts owed by TenX were fully reserved as of December 31, 2010.

Manufacturing

As a part of the reorganization plan announced in November 2009, Genmab intends to sell its manufacturing facility located in Brooklyn Park, Minnesota, USA. Genmab's future manufacturing requirements will be met through working with contract manufacturing vendors. Prior to a potential sale, the Brooklyn Park facility is being kept in a validated state and will operate in a maintenance-only mode with a significantly reduced number of employees.

Genmab has hired an external sales agent with significant experience within the sale of pharmaceutical and biotechnology manufacturing facilities.

As announced in November 2010, the expected sale of the facility is moved to 2011 due to a change in market conditions. The change in market conditions includes, among other things, a further increase in capacity among contract manufacturers in the industry and the average

time a facility is on the market is now anticipated to be above 24 months (previously 12 months).

As a consequence of the changed market conditions, the fair value less cost to sell has been further reduced from approximately USD 145 million to USD 120 million as of September 30, 2010. Sales related costs are still estimated to be approximately USD 5 million. As a result of the reduction in the fair value less cost to sell, a non-cash impairment charge of approximately DKK 130 million was recognized in the income statement. The impairment is included in the result of the discontinued operation.

The sale process is active and several parties have signed confidentiality agreements. Further sales initiatives are planned in 2011 and Genmab remains committed to its plan to sell the facility.

For further details, please refer to notes 1 and 19.



Antibody Technology, Streamlined Development and Intellectual Property

Antibodies are proven candidates for therapeutic products, with numerous monoclonal antibody products approved for use in the United States and Europe. To create our therapeutic products, Genmab uses transgenic mice to produce novel antibodies that are fully human. Some of our HuMax antibodies have been shown to be 100 to 1,000 times better at binding to their disease target than earlier generations of murine or laboratory-engineered antibodies, which are not fully human. In addition, we believe that fully human antibody therapies may have other advantages over older generation products, such as a more favorable safety profile and improved treatment regimens. Genmab has licensed the rights to use the UltiMAB® transgenic mouse technology platform from Medarex Inc., a wholly owned subsidiary of Bristol-Myers Squibb, under which we received 16 fully paid-up commercial licenses. For any product we develop that does not use a fully paid-up commercial license, we will owe, on a product-by-product basis, upfront license fees, milestone payments, and low single-digit percentage royalties.

We combine the UltiMAB transgenic mouse technology with our own intellectual property and in-house expertise to produce and evaluate new antibodies as product candidates. Once a panel of antibodies for a new disease target has been generated, we subject the antibodies to extensive and rigorous testing, employing our wide array of laboratory tests and animal disease models. Our goal is to use these broad pre-clinical capabilities to identify the clinical candidate with the best possible characteristics for treating a particular disease.

Our research and development teams have established a streamlined process to coordinate the activities of product discovery, manufacturing, pre-clinical testing, clinical trial design, data management and regulatory submissions across Genmab's international operations.

DUOBODY BISPECIFIC ANTIBODY TECHNOLOGY

In 2010, Genmab announced its DuoBody technology, a novel next generation bispecific antibody technology. Bispecific antibodies combine the ability to bind two targets in a single antibody molecule. This may result in more precise targeting and increased efficiency of disease killing mechanisms. Previous generations of bispecific technologies suffered from manufacturing difficulties and/or instability of bispecific molecules and also only

remained in the body for a very short period of time. Genmab's novel proprietary DuoBody technology results in efficient generation of the desired type of bispecific antibodies. The new bispecific DuoBody antibodies are human, stable and may remain in the body as long as regular human antibodies, giving them more time to attack disease.

UNIBODY TECHNOLOGY

UniBody is a proprietary antibody technology that creates a stable, smaller antibody format with an anticipated longer therapeutic window than current small antibody formats, based on pre-clinical studies to date. A UniBody molecule is about half the size of a regular type of inert antibody called IgG4 and binds with only one antibody arm to a therapeutic target. UniBody molecules are expected to be cleared from the body at a lower rate than other antibody fragments based on the preclinical studies to date. Unlike other antibodies which primarily work by killing targeted cells, a UniBody molecule will only inhibit or silence cells, which could be an advantage in the treatment of diseases such as asthma or allergies.

INTELLECTUAL PROPERTY

Proprietary protection for our products, processes, and know-how are important to our business. Currently, we own and license patents, patent applications, and other proprietary rights relating to our human antibody technology and our antibody products and/or uses of these products in the treatment of diseases. In addition, under the terms of our Technology Agreement with Medarex, we have rights to file patent applications for future antibody products developed using our human antibody technology. Our policy is to file patent applications to protect technology, inventions and improvements relating to antibody products and technologies that we consider important to the development of our business. Please refer to the "Risk Management" section for further details.

Human Resources

One of Genmab's greatest assets is its employees. Skill, knowledge, experience and employee motivation are essential to Genmab as a fast paced biotech company. The ability to organize our highly skilled and very experienced employees into interactive teams is a key factor in achieving the high goals we establish to ensure Genmab's success. Please refer to the "Risk Management" section for further details.

Genmab emphasizes an open and supportive professional work environment across our international locations.

During 2010, the number of Genmab employees decreased from 309 to 189. The net decrease of 120 employees reflects our decision to reduce staff as a result of the company's reorganization efforts in 2009 and 2010. The total number of employees at the end of 2010 includes transition employees who will leave Genmab upon transferring their tasks.

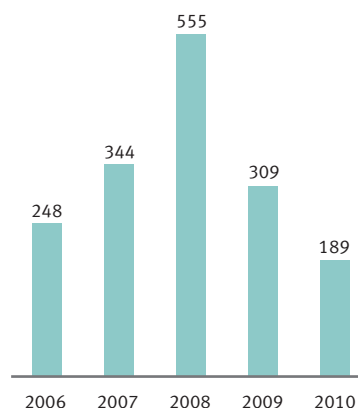
Our workforce is concentrated in research and development. At the end of 2010, 163 people, or 86% of our employees, were employed in research and development activities compared to 269 or 87% at the end of 2009.

At the end of 2010, the average age of our workforce was 41 years (2009: 41 years) and the male to female ratio was 49% to 51% (2009: 42% to 58%).

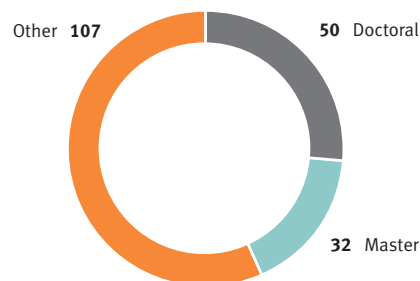
The technical demands of biotechnology require a high employee education level. At the end of 2010, 50 employees or 26% (2009: 67/21%), hold a Ph.D. or a doctoral degree. In addition, 32 employees or 17% (2009: 78/25%), hold Master's degrees. In total, at the end of 2010, 43% of employees (2009: 47%) hold advanced degrees.

Genmab's team is also very experienced in the pharmaceutical and biotechnology industry, particularly among the more senior personnel.

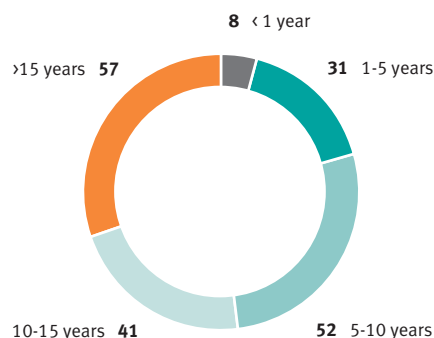
NUMBER OF EMPLOYEES



EDUCATIONAL LEVEL



EXPERIENCE IN THE PHARMACEUTICAL /BIOTECH INDUSTRY



Financial Review

The financial statements have been prepared in accordance with the provisions of IFRS as issued by the International Accounting Standards Board and International Financial Reports Standards as endorsed by the EU and additional Danish disclosure requirements for annual reports of listed companies. Genmab's financial statements are reported in Danish Kroner (DKK). Please refer to notes 1 and 25 to the financial statements for a description of our accounting policies.

For the convenience of the reader, we have included a conversion of certain DKK amounts into US Dollars (USD) at a specified rate in the supplementary section to the annual report. The conversion is unaudited. Please refer to the section "Conversion of Certain DKK Amounts into USD – Supplementary Information".

RESULT FOR THE YEAR

The group's operating loss from continuing operations for 2010 was DKK 161 million and the net loss was DKK 143 million. This compares to the 2009 operating loss and net loss of DKK 498 million and DKK 348 million, respectively.

As of December 31, 2010, our cash position amounted to DKK 1,546 million and has increased by DKK 265 million during the year. The increase is primarily related to the upfront payments received from GSK and Lundbeck, partially offset by the ongoing investment in our research and development activities.

In November 2010, we revised our 2010 financial guidance primarily as a result of a reduction in the fair value of the Minnesota manufacturing facility and a delay of the anticipated sale into 2011. We also, for the first time, included Arzerra royalty income in the financial guidance.

MDKK	2010	
	ACTUAL	GUIDANCE
REVENUE	582	575 – 585
OPERATING EXPENSES	(743)	(775) – (825)
OPERATING LOSS CONTINUING OPERATIONS	(161)	(200) – (250)
DISCONTINUED OPERATION	(48)	(55)
NON-CASH IMPAIRMENT CHARGE	(130)	(130)
OPENING CASH*	1,281	1,281
GSK UPFRONT PAYMENT	815	815
CLOSING CASH WITH GSK*	1,546	1,475 – 1,525

* Cash, cash equivalents and marketable securities

Overall, the total financial performance is in line with the latest revised guidance of November 9, 2010. The operating loss and cash position is better than projected, partly driven by timing difference in development costs.

The reorganization and transition charges amounted to DKK 44 million and include severance, retention payments, early termination of contracts and other employee costs related to the reorganization plans announced in November 2009 and October 2010. Please refer to note 19 for further details about the impairment charge related to our manufacturing facility.

REVENUES

Genmab's revenues were DKK 582 million for 2010 and DKK 586 million in 2009. The revenues arise primarily from the recognition of milestone payments, deferred revenue, royalties and reimbursement of certain development costs in relation to the co-development work under Genmab's development collaboration agreement with GSK.

As revenues comprise royalties, milestone payments and other income from our research and development agreements, recognition of revenues may vary from period to period.

MDKK	2010	2009
ROYALTIES	54	6
MILESTONE PAYMENTS	206	267
DEFERRED REVENUE	216	217
ONE TIME PAYMENT FROM GSK	–	25
OTHER REVENUES	106	71
TOTAL REVENUES	582	586

Royalties

Arzerra was approved for sale in the US on October 26, 2009 and in the EU on April 19, 2010. The first sale occurred in the US in November 2009.

The net sales of Arzerra were DKK 270 million in 2010 with DKK 235 million in the US and DKK 35 million in the rest of the world. The total recognized royalties for 2010 related to net sales of Arzerra amounted to DKK 54 million compared to DKK 6 million in 2009.

Milestone Payments

In April 2010, we announced that we had reached a milestone for Arzerra (ofatumumab) under the terms of our collaboration with GSK. A milestone payment of DKK 87 million was triggered when the European Commission granted a conditional marketing authorization for ofatumumab for the treatment of refractory CLL.

In September, a milestone payment of DKK 116 million was triggered when we announced the start of a Phase III study in patients with indolent B-NHL who did not respond to or progressed during, or within 6 months of a rituximab-containing regimen.

The 2009 milestone payments included the European Medicines Agency's (EMA's) acceptance of the MAA for ofatumumab in refractory CLL (DKK 58 million) and the FDA acceptance of our BLA filing under the same study (DKK 87 million). In addition, a milestone payment of DKK 116 million was triggered when the FDA approved Arzerra for the treatment of patients with CLL that is refractory to fludarabine and alemtuzumab.

As of December 31, 2010, total milestone payments received under the GSK agreement, including a DKK 25 million one-time payment received in 2009, have amounted to DKK 1,071 million since inception in 2007.

In December 2010, a milestone payment of DKK 3 million from Roche at the initiation of the Phase II RG1512 study was received.

Deferred Revenue

In 2010 deferred revenue amounted to DKK 216 million compared to DKK 217 million in 2009.

As a result of the amended agreement with GSK, Genmab received an upfront payment of GBP 90 million (DKK 815 million at the date of the agreement) from GSK. As of June 30, 2010, the remaining part of deferred revenues received at the inception of the initial GSK Agreement amounted to DKK 326 million. This remaining amount equalled the last 18 months of the initial 60 month allocation period. It was not possible to obtain objective and reliable evidence of the value of the different components of the amendment and remaining deferred revenue and measure these on a stand alone basis as the past and future activities are highly interrelated. As such, the upfront payment and the remaining deferred revenues were considered as a single transaction and on a combined basis.

Together with the existing deferred revenue, the upfront payment was deferred and allocated and recognized as revenues on a straight line basis over the years July 1, 2010 to December 31, 2015 (66 months), at an amount of DKK 207 million per year.

In October, Genmab announced an agreement to create and develop human antibody therapeutics for disorders of the central nervous system (CNS) with H. Lundbeck A/S. Under the terms of the agreement, Genmab received an upfront payment of EUR 7.5 million (approximately DKK 56 million at the date of the agreement). In accordance with our accounting policies, the upfront payment will be deferred and recognized in the income statement as revenue on a straight line basis over a three year period.

As of December 31, 2010, DKK 1,089 million was included as deferred income in the balance sheet.

Other Revenues

Other revenues are mainly comprised of the reimbursement of certain development costs in relation to the co-development work under Genmab's development collaboration agreement with GSK.

As a result of the amended GSK agreement, the reimbursement of certain costs increased, including 100% of autoimmune development costs incurred by Genmab, as GSK are now fully responsible for development in this indication.

In the first quarter of 2010, we closed a license agreement under which Genmab granted exclusive worldwide rights to develop and commercialize zanolimumab (HuMax-CD4™) to TenX Biopharma, Inc. Under the terms of the agreement, Genmab received a payment of USD 4.5 million (approximately DKK 24 million).

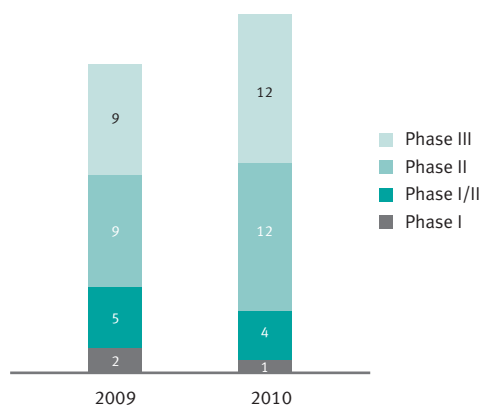
OPERATING EXPENSES

Research and Development Costs

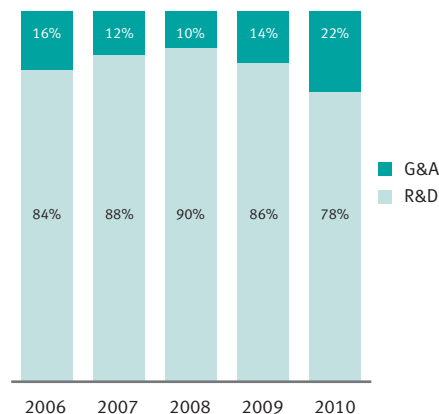
Research and development costs decreased by DKK 352 million, or 38%, from DKK 935 million in 2009 to DKK 583 million for the year ended December 31, 2010. The savings reflect our continued efforts to reduce cost despite an increasing number of Phase III trials and are driven by:

- » the amendment of the ofatumumab co-development and commercialization agreement with GSK in July which resulted in eliminating the requirement for Genmab to fund any of the autoimmune development of ofatu-

NUMBER OF ONGOING CLINICAL TRIALS



SPLIT OF OPERATING EXPENSES



mumab from January 1, 2010 and reversal of accruals related to the development of ofatumumab (prior to the amendment of the agreement). During the third quarter of 2010, these development accruals which related to both 2009 and 2010 were adjusted; and

- » the reorganization plans announced in November 2009 and October 2010 where we decided to sell our manufacturing facility and reduce headcount by approximately 300 and 33 positions, respectively.

As of December 31, 2010, we had 29 ongoing clinical trials compared to 25 at the end of December 2009. The overview includes both studies carried out and funded by Genmab and our collaborators GSK and Roche. Please refer to the Product Pipeline section for further details about the ongoing studies.

The majority of our research and development cost is related to the ofatumumab and zalutumumab programs and staff costs. Research and development costs accounted for 78% of total operating expenses compared to 86% in 2009. The decrease in the ratio is a result of the items discussed above.

GENERAL AND ADMINISTRATIVE EXPENSES

General and administrative expenses were DKK 160 million in 2010 compared to DKK 149 million in 2009. The increase was driven by expenses related to the departure

of Genmab's former Chief Executive Officer in June 2010. The total impact of the departure was DKK 41 million and included a one-time salary expense of DKK 23 million and a warrant expense of DKK 18 million. Excluding this one time charge general and administration expenses would have been DKK 119 million, 20% lower than 2009.

General and administrative expenses account for 22% of our total operating expenses compared to 14% in 2009.

OPERATING RESULT

Genmab's operating loss for 2010 was DKK 161 million compared to DKK 498 million for 2009. The decrease of DKK 337 million or 68% is mainly due to the amendment of the GSK agreement and our continued strong focus on cost savings and control.

On December 31, 2010, the total number of employees was 189 compared to 309 employees as of December 31, 2009. The decrease is a result of the reorganization plans announced in November 2009 and October 2010. As of December 31, 2010, the employees for the continuing operations include transition employees who will leave Genmab during 2011 when their tasks have been transferred. When the transition is finalized and vacancies are filled, the remaining organization will employ approximately 183 persons.

The transition period for employees affected by the November 2009 reorganization plan ended September 30, 2010.

WORKFORCE	2010	2009
RESEARCH AND DEVELOPMENT EMPLOYEES	140	242
ADMINISTRATIVE EMPLOYEES	26	40
TOTAL EMPLOYEES FOR CONTINUING OPERATIONS	166	282
DISCONTINUED OPERATION	23	27
TOTAL EMPLOYEES	189	309

Restructuring and transition charges associated with the reorganization plans announced in November 2009 and October 2010 amounted to DKK 36 million in 2010 and DKK 54 million in 2009. The charges are included in the operating loss for continuing operations and are related to severance and retention payments, early termination of contracts and other costs related to the reorganization plans.

NET FINANCIAL ITEMS

Net financial items for 2010 reflected a net income of DKK 38 million compared to a net income of DKK 156 million in 2009. The net financial items reflect a combination of interest income and unrealized and realized fair market value adjustments on our portfolio of marketable securities and realized and unrealized foreign exchange adjustments.

The total interest income amounted to DKK 26 million in 2010 compared to DKK 57 million in 2009. The decrease in our interest income is primarily due to the reduction of our average cash position compared to 2009, the transfer of funds into safer and more liquid assets and a general reduction in market interest rates. The upfront payment from the amended GSK agreement was received in July 2010 and invested in accordance with our investment policy in the third quarter of 2010.

In 2010, the net realized and unrealized gains on marketable securities amounted to DKK 2 million compared to DKK 119 million in 2009. During 2009, the net financial items experienced significant market volatility, reversing a large portion of the unrealized losses from 2008, which was largely attributable to the impact from the worldwide economic turmoil on our investment portfolio.

The financial items, net were also impacted by mainly non-cash foreign exchange rate adjustments due to the significantly fluctuating exchange rate between USD/DKK and GBP/DKK. During 2010, the USD/DKK exchange rate increased by approximately 8% and the GBP/DKK by ap-

proximately 5%. A portion of the proceeds received from GSK, as a part of the amendment signed in July 2010, has been kept in GBP to form a natural hedge of future expenses denominated in GBP.

The total exchange rate gains, net amounted to DKK 11 million in 2010 compared to exchange rate losses, net of DKK 23 million in 2009.

As of December 31, 2010, we had unrealized losses on our marketable securities of DKK 3 million. Please refer to note 13 in the financial statements for additional information about our marketable securities.

NET RESULT FOR CONTINUING OPERATIONS

Net loss for 2010 was DKK 143 million compared to DKK 348 million in 2009. The improvement is driven by the positive impact from the amendment of the ofatumumab co-development and commercialization agreement with GSK and savings from the reorganizations in 2009 and 2010 which more than offset the decrease in positive net financial items and the one-time expense related to our former CEO.

The net loss for continuing operations included corporate tax of DKK 21 million in 2010 compared to DKK 6 million in 2009. The corporate tax is related to corporate taxation in our subsidiaries.

NET RESULT FOR DISCONTINUED OPERATION

Net loss for discontinued operation includes the results of our manufacturing facility, which has been classified as held for sale and presented as a discontinued operation due to our decision to sell the facility. The net loss for discontinued operation amounted to DKK 178 million in 2010 compared to DKK 663 million in 2009.

As mentioned in the Manufacturing section, the fair value less cost to sell of the facility has been reduced from approximately USD 145 million to USD 120 million as of September 30, 2010, resulting in a non-cash impairment charge of approximately DKK 130 million. In 2009, a non-cash impairment charge of approximately DKK 419 million was recognized. Both charges are included in the DKK 178 million and DKK 663 million mentioned above.

Prior to a potential sale, the Brooklyn Park facility is being kept in a validated state and will operate in a maintenance-only mode with a significantly reduced number of employees and this is reflected in the result for 2010 of DKK 48 million. The equivalent amount for 2009 was DKK

244 million which is higher than this year as the facility still was operating in the first ten months of 2009.

In the financial statements of the parent company, net loss for discontinued operation includes an impairment of DKK 289 million in 2010 and DKK 752 million in 2009, which is related to Genmab A/S' investment in Genmab MN, Inc. The facility is owned by Genmab MN, Inc. Please refer to note 10 for additional information about the impairment.

CASH POSITION

As of December 31, 2010, the balance sheet reflected cash, cash equivalents, and marketable securities (cash position) of DKK 1,546 million compared to DKK 1,281 million as of December 31, 2009. This represents a net increase of DKK 265 million during the year, which is primarily related to the upfront payment of GBP 90 million (DKK 815 million at the date of the agreement) received from GSK and the upfront payment of EUR 7.5 million (approximately DKK 56 million at the date of the agreement) received from Lundbeck, partially offset by the ongoing investment in our research and development activities.

The cash position includes a negative balance, recorded on the balance sheet as an overdraft, of DKK 116 million related to one of our investment accounts due to acquisition of bonds on December 28, 2010. These bonds were paid for in the first few days of January 2011 when proceeds from matured bonds were transferred to the account. We recognize marketable securities at the trade date and not the settlement date, hence it was necessary to record the cash owed on this transaction, see note 25 for further details.

To reduce our overall risk profile within our marketable securities, we sold our Euro-denominated investment portfolio in the second quarter of 2010 and transferred these funds to our Danish investment managers. Together, with the proceeds received from the GSK amendment, the funds were reinvested during the third quarter in DKK, EUR and GBP highly liquid and high quality short term bonds in accordance with our investment policy.

Given the current market conditions, all future cash inflows and proceeds from the disposal of marketable securities are invested in highly liquid and conservative investments, such as government bonds.

Cash and cash equivalents amounted to DKK 101 million including marketable securities with a maturity of

3 months or less on the date of acquisition of DKK 49 million. As of September 30, 2010, bank deposits are no longer fully guaranteed by the Danish Government. To reduce the credit risk on our bank deposits, Genmab only maintains the major part of its bank deposits in large Danish financial institutions. In addition, Genmab will only maintain limited bank deposits at a level necessary to support the short term funding requirements of the Genmab group.

BALANCE SHEET

As of December 31, 2010, total assets were DKK 2,482 million compared to DKK 2,222 million at the end of 2009. As of December 31, 2010, the assets were mainly comprised of marketable securities of DKK 1,548 million and assets held for sale of DKK 694 million related to our planned disposal of our manufacturing facility. Please refer to notes 8 and 19 for further details regarding the planned disposal of the facility.

Other liabilities have decreased from DKK 344 million as of December 31, 2009, to DKK 110 million as of December 31, 2010. The decrease was primarily driven by the payment of liabilities related to our development agreements with GSK.

Shareholders' equity, as of December 31, 2010, equaled DKK 1,080 million compared to DKK 1,297 million at the end of December 2009. On December 31, 2010, Genmab's equity ratio was 44% compared to the 58% reported at the end of 2009. The decrease in the equity ratio was driven by the recognition of the upfront payment received from the amendment of the GSK agreement as non-interest bearing deferred income in the balance sheet.

Subsequent Events

Subsequent to the balance sheet date we announced net sales for Arzerra (ofatumumab) during the fourth quarter of 2010 were GBP 9 million (approximately DKK 77 million), resulting in a royalty payment of approximately DKK 15.5 million to Genmab.

Subsequent to the balance sheet date, no other events that could significantly affect the financial statements as of December 31, 2010, have occurred.

Corporate Governance

Genmab is continuously working to improve its guidelines and policies for corporate governance taking into account the recent trends in international and domestic requirements and recommendations. Genmab's commitment to corporate governance is based on ethics and integrity and forms the basis of its effort to strengthen the confidence that existing and future shareholders, partners, employees and other stakeholders have in Genmab. The role of the shareholders and their interaction with Genmab is important. Genmab acknowledges that open communication is necessary to maintain the confidence of our shareholders and we achieve this through stock exchange releases, investor meetings, and company presentations. Genmab is committed to providing reliable and transparent information about the business, development programs, and results in an open and timely manner. As a part of these initiatives, Genmab's website (www.genmab.com) contains information about the parent company and the group, our products in development, news releases and events which Genmab participates in.

Given the international mix of Genmab's stakeholders, we believe that it is appropriate that the main content of the website is presented in English. All corporate documents and stock exchange releases are, however, available in both Danish and English. Furthermore, at Genmab's an-

nual general meeting, wireless simultaneous interpretation is provided in English and Danish to enable participating shareholders to follow the discussions.

All Danish companies listed on the NASDAQ OMX Copenhagen are required to disclose in their annual reports how they address the Recommendations for Corporate Governance published by the NASDAQ OMX Copenhagen Committee on Corporate Governance of April 2010 (the "Recommendations"). The companies shall adopt the "comply-or-explain" principle with respect to the Recommendations. Genmab complies with the majority of the Recommendations, although specific sub-areas have been identified, where Genmab's corporate governance principles differ from the Recommendations. Areas of non-compliance with the Recommendations are explained in the relevant sections below. Unless specifically addressed, Genmab complies with the Recommendations.

THE WORK AND COMPOSITION OF THE BOARD OF DIRECTORS

The board of directors plays an important role within Genmab, being actively involved in determining the strategies and goals for Genmab and by monitoring the operations and results of the company. The board of directors also assesses Genmab's capital and share structure and is responsible for approving share issues and grant of war-

Name	First elected	Term expires	Nationality	Age	Independent	Committee Membership
Michael B. Widmer (board chairman)	2002	2011	American	63	Yes	Chairman of Compensation Committee
Anders Gersel Pedersen (deputy chairman)	2003	2013	Danish	59	Yes	Compensation Committee; Nominating & Corporate Governance Committee
Karsten Havkrog Pedersen	2002	2011	Danish	61	Yes	Audit Committee; Nominating & Corporate Governance Committee
Burton G. Malkiel	2007	2013	American	78*	Yes	Chairman of Audit Committee
Hans Henrik Munch-Jensen	2007	2012	Danish	50	Yes	Audit Committee; Chairman of Nominating & Corporate Governance Committee
Daniel J. Bruno	2010	2013	American	31	No	
Nedjad Losic	2010	2013	Swedish	41	No	
Tom Vink	2010	2013	Dutch	48	No	

* According to the Company's Articles of Association, no individual can be a member of the Board after the first Annual General Meeting in the calendar year in which such person reaches the age of 75 years. In connection with Burton Malkiel's re-election in 2010 an exception was adopted by the Annual General Meeting.

rants. Relevant knowledge and professional experience are key parameters when nominating board members.

On April 21, 2010, the shareholders re-elected Dr. Anders Gersel Pedersen and Dr. Burton G. Malkiel to the board of directors at Genmab's annual general meeting.

In June, three Genmab employees joined the board upon election by the employees of the Genmab Group in accordance with a voluntary arrangement incorporated in the Articles of Association as adopted at the Annual General Meeting on April 21, 2010. The voluntary arrangement allows a broad geographical representation of the employees. Thus both employees in Genmab A/S and its foreign subsidiaries can be elected as employee board members. The employee elected members are Daniel J. Bruno, based in Princeton, NJ

USA, Nedjad Losic, based in Copenhagen, Denmark and Dr. Tom Vink, based in Utrecht, The Netherlands.

In June, Genmab announced changes to its management and Board of Directors. Lisa N. Drakeman, Ph.D. retired from her position as Chief Executive Officer and Board Member of the company. The Chief Executive Officer position at Genmab was filled by Prof. Jan G.J. van de Winkel, Ph.D., the company's former President, Research and Development and Chief Scientific Officer.

Genmab's five board members elected through general meetings are all considered to be independent of Genmab under the Recommendations. The employee elected board members are not considered to be independent of Genmab.

During 2010, the board of directors held 12 scheduled meetings, in addition to the informal ongoing communication between the board members and the executive management.

In 2010 we entered into a collaboration with H. Lundbeck A/S. Deputy Chairman Anders Gersel Pedersen is a member of Lundbeck’s executive management. Adequate procedures have been established to avoid conflicts of interests in the board members’ professional duties including conducting executive sessions. Such procedures have been followed in connection with the Lundbeck collaboration and with these measures we believe that none of the board members elected by general meeting has relations or interests that may be contrary to Genmab’s businesses or may conflict with the duty as a board member.

The Recommendations prescribe that board members run for election every year, but Genmab has designated three-year election periods to provide continuity and stability on the board. The board of directors performs regular assessments of its own performance with a view to ensure that the board of directors is capable of fulfilling its function and responsibilities. The board of directors believes it has the right size and composition representing adequate expertise and skills within the relevant fields. Furthermore, the board of directors performs regular assessments of the executive management and of the collaboration between the parties to identify any areas in potential need of improvement. The collaboration is based on a natural element of control, but it is also characterized by interaction and teamwork for the purpose of developing and advancing Genmab. As Genmab is an innovative and dynamic company, it is especially important for the board of directors to liaise actively with the executive management in a respectful and trusting manner.

Genmab has not established rules with respect to the number of board positions outside of Genmab that each board member is allowed to hold. It is considered that the individual board members and the Nominating and Corporate Governance Committee will be able to determine this on a case-by-case basis as no general guidelines can be made for the workload associated with such positions. Please refer to the sections “Board of Directors” and “Senior Management” to see the board members’ number of directorships held outside Genmab.

The Recommendations prescribe that the board of directors, from the moment it obtains knowledge that

a takeover bid will be submitted, does not, without the acceptance of the general meeting, attempt to counter the takeover bid by making decisions which prevent the shareholders from deciding on the takeover bid. The Recommendations further prescribe that the board of directors gives the shareholders the opportunity to decide whether or not they wish to dispose their shares under the terms offered. These matters have been reviewed and discussed in detail by the board of directors and a formal policy will be constructed during 2011.

COMMITTEES

To support the board of directors in its duties, three committees have been established, including:

Committees	Meetings in 2010
the Nominating and Corporate Governance Committee;	1
the Audit Committee; and	5
the Compensation Committee	3

None of the employee board members are elected to the committees.

Written charters specifying the tasks and responsibilities have been adopted for each of these committees.

NOMINATING AND CORPORATE GOVERNANCE COMMITTEE

The Nominating and Corporate Governance Committee monitors the work of the board of directors, including regular reviews and assessments of the size, composition, authority, operations, diversity, including with respect to international experience, gender and age and performance of the board.

The tasks include performing at least annual evaluations of the board of directors and the individual board members and making recommendations to the board with respect to re-nomination of existing board members and identification of new candidates to serve on the board. The Committee aims to continuously hold a broad composition containing members with relevant knowledge, expertise and experience in biotechnology, commercialization, financial, legal and managerial aspects relevant to Genmab’s business.

Furthermore, on an annual basis the Nominating and Corporate Governance Committee evaluates the composi-

tion, charter, authority and performance of each standing board committee and recommends to the board any changes considered appropriate with respect thereto.

Genmab believes the board of directors' professional experience, and use of external advisors, is adequate to ensure that the best suited candidates are identified and that the composition of the board of directors appropriately reflects the needs of the Company. Genmab believes that the current composition of the board of directors is adequate taking into account the criteria mentioned above. Special competences and skills possessed by each individual member of the board are outlined in the sections "Board of Directors" and "Senior Management".

The Nominating and Corporate Governance Committee also oversees the standards for independence of directors. Further, this committee oversees Genmab's corporate governance functions and works with the executive management to monitor important corporate governance issues and trends in corporate governance practices and recommendations.

AUDIT COMMITTEE

The Audit Committee assists the board in fulfilling its responsibilities by monitoring the system of internal control and the financial reporting process and by examining Genmab's interim and annual reports prior to adoption by the board and release to the NASDAQ OMX Copenhagen. The committee evaluates the independence and competences of the auditors as well as makes recommendations concerning election of the auditors.

The Audit Committee also reviews Genmab's significant accounting policies and estimates as well as related party transactions, uncertainties and risks, including those related to the financial outlook. The Audit Committee agrees on the fees, terms and other conditions of engagements with the independent auditors and monitors the audit process.

On an annual basis the Audit Committee considers whether there is a need for an internal audit function in the Company. Due to the current size of Genmab and the business structure, it has been decided not to establish an internal audit function.

The independent auditors report directly to the Audit Committee with respect to audit findings and other recommendations, including issues regarding the accounting policies and financial reporting process. Audit findings and recommendations from the independent auditors are

reviewed by the Audit Committee and Genmab's CFO to ensure that any issues are properly addressed, and all material items and conclusions are made available to the board of directors.

The Audit Committee consists of three members who are considered to be independent, including Hans Henrik Munch-Jensen and Burton Malkiel who are also designated as the Audit Committee's financial, accounting and audit experts.

COMPENSATION COMMITTEE

The role of the Compensation Committee is to advise the board on the adoption of policies that govern Genmab's compensation programs, including warrant and benefit plans. The guidelines governing the incentive programs for the board of directors and executive board are adopted at the annual general meeting. The Compensation Committee shall

- (i) make proposals, for the approval of the board prior to approval at the general meeting, on the compensation policy, including the overall principles of incentive pay programs, for members of the board and the registered managers,
- (ii) review and make recommendations to the entire board regarding the compensation structure for registered managers and members of the board in accordance with the Incentive Guidelines, the Company's compensation policy and based on an evaluation of the performance of the individuals concerned, and
- (iii) oversee that the information in the annual report on the compensation of the board and the registered managers is correct, true and sufficient.

The Committee supports the board in setting goals and objectives for the executive management, evaluating performance and deciding on annual compensation. The Compensation Committee monitors the trends within executive management compensation plans to ensure that Genmab's executive compensation programs are able to attract, retain and motivate the executive managers and align the interests of key leadership with the long-term interest of Genmab's shareholders.

The Committee performs an annual review of the remuneration of the board of directors which is determined by taking into account relevant market and benchmark data. The remuneration is adopted at the annual general meeting.

The remuneration of the board of directors and executive management is disclosed in note 21 to the financial statements which also includes a reference to Genmab's General Guideline for Incentive Programs for the board of directors and the executive management pursuant to section 139 of the Danish Companies Act. According to the Recommendations, the board of directors shall preferably not be remunerated through share option (warrant) programs. In addition, it is recommended that if the executive management are granted warrants, then a limit shall be set on the warrant grants and the warrant programs shall be set up as rollover programs with a redemption price higher than the market price at the time of allocation. Genmab has adopted a remuneration system that we believe is most efficient to attract and retain suitably

qualified people to the board and the executive management. The board members and the executive management participate in Genmab's warrant programs, under which warrants are granted at market price on the day of grant and the warrants vest over a period of four years.

The Recommendations prescribe that, in exceptional cases, companies should be able to reclaim in full or in part variable components of remuneration that were paid on the basis of data which proved to be manifestly misstated. Genmab has not currently adopted this option of reclaiming these components of remuneration, but the matter is being reviewed and discussed in detail by the board of directors. Such exceptional cases are also regulated by applicable Danish law.

Corporate Social Responsibility (CSR)

In 2008, the Danish Government presented its action plan for CSR. The action plan focuses on the voluntary environmental, social, and ethical activities of businesses and aims at promoting businesses' communication on CSR to the outside world.

Genmab has chosen to include the CSR description within the annual report.

During 2009, a CSR project group was established to determine Genmab's CSR ambition. The purpose of the project was to provide an overview of the CSR topics that are most relevant to Genmab and map the activities currently undertaken by the company as well as preparing an action plan to progress Genmab's future CSR ambition. As a result, a business driven CSR strategy and action plan was prepared and approved in 2009 by the board of directors.

In general, Genmab's fundamental contribution to society is inherent in the company's mission to provide therapeutic agents for unmet medical needs and to improve patients' lives. Genmab has chosen to focus on products to treat various cancers and we have a number of potential products in clinical trials. As of December 31, 2010, Genmab had 29 ongoing clinical trials.

In 2009, Genmab received its first product approval when FDA gave an accelerated approval of Arzerra for use in patients in the US with CLL that is refractory to fludarabine and alemtuzumab and in April 2010, the European Commission also granted a conditional marketing authorization for Arzerra. During 2010, our partner, GSK, has successfully launched Arzerra in the US and Europe. We are encouraged and motivated by seeing, through a direct result of our efforts, that patients' lives are being transformed by treatment with Arzerra.

Genmab's CSR ambition is to be in compliance with all relevant laws, standards and guidelines. In addition, Genmab has selected focus areas on the CSR agenda where the company will excel; focus areas have been chosen based on a business case evaluation and will be adjusted and expanded as deemed necessary. Genmab's CSR ambition covers four distinct areas:

-
- » Employee well-being including health and safety and development
 - » Ethics in relation to pre-clinical and clinical studies
 - » Environment including waste management and recycling
 - » Business ethics and transparency
-

As planned in 2010 a CSR governance structure (task force) was established to ensure that the CSR strategy and action plan is implemented throughout the Genmab group. Genmab will enhance the existing CSR activities during 2011 and will initiate further activities within the CSR focus areas in the following years. See the planned activities below.

We expect the initiated and planned CSR activities to have a positive effect on the reputation of Genmab and reduce the risks associated with environmental, social, and ethical issues. We anticipate that the CSR initiatives will be an attractive proposition for current and prospective employees and investors.

CSR Focus

EMPLOYEE WELL-BEING INCLUDING HEALTH AND SAFETY AND DEVELOPMENT

» POLICIES AND GUIDELINES

Genmab has numerous policies in place to ensure the well-being, health and safety and development of its employees. The area of employee well-being is mostly covered by corporate policies regarding regular physical and mental workplace checks, smoking and alcohol, different forms of leave, diversity and anti-discrimination and a local policy regarding the prevention of work-related stress (Genmab A/S). The area of health and safety is mostly covered by policies regarding safety in laboratories and handling of dangerous substances (Genmab B.V.) and a policy on annual health checks and vaccinations (Genmab A/S).

» ACTION AND RESULTS

Genmab management is focused on employee well-being. Management assures that employees are trained in the prevention of possible harmful effects in the workplace, how to handle hazardous goods and chemicals (Genmab B.V.), how to manage workload and to enhance motivation (Genmab B.V.) and how to deal with work-related stress (Genmab A/S).

Genmab management currently has a strong focus on the retention, motivation and engagement of its employees. This has become more important since the workforce reductions between 2008 and 2010. Genmab has decided not to include any indicators for the HR area in 2010 due to these reductions. However, future indicators will be considered in 2011.

Genmab considers the development of its employees as a key factor for the success of the company. Therefore Genmab invests in training and development of its employees and has started to conduct personal development interviews. During these interviews, development needs, ambitions and drivers of the employee are being discussed and how these relate to Genmab. At Genmab B.V. and Genmab A/S a team development program is being scheduled for 2011.

» FUTURE EXPECTATIONS AND ACTIVITIES – 2011 AND ONWARDS

Genmab expects to implement a new Performance Planning & Review cycle at all Genmab locations and to implement its newly defined core values in 2011 at a company wide event. An Employee Satisfaction Survey will be conducted in 2011.

CSR Focus

ETHICS IN RELATION TO PRE-CLINICAL AND CLINICAL STUDIES

» POLICIES AND GUIDELINES

In general, the biotech and pharmaceutical industry is governed by extensive and strict regulations. Genmab is subject to and complies with these international regulations, guidelines, and standards for drug development, such as Good Laboratory Practice (GLP), Good Clinical Practice (GCP), and current Good Manufacturing Practice (cGMP). The regulations and guidelines are intended to provide quality assurance of pre-clinical and clinical studies and the processing of data resulting from the studies.

Genmab is dedicated to comply with all relevant legislation, including the guidelines issued by international regulatory authorities such as the EMA and the FDA. Please refer to the “Risk Management” section.

» ACTION AND RESULTS

As management believes that is important to be in compliance with all relevant regulations, laws, standards, and guidelines and

to ensure compliance with these requirements, Genmab conducts internal and external audits according to an approved audit schedule and approved standard operation procedures.

In 2010 Genmab adopted a business model based on the principle of outsourcing of development activities to Contract Research Organization (CROs). In connection with this change, a corporate compliance project was finalized to ensure that Genmab’s drug development organization’s standard operating procedures were in compliance with the regulatory requirements for drug development under the new business model. This also covered all Quality documents such as policies, procedures and guidelines.

» FUTURE EXPECTATIONS AND ACTIVITIES – 2011 AND ONWARDS

Genmab will continue to conduct internal and external audits according to an approved audit schedule and approved standard operation procedures.

CSR Focus

ENVIRONMENT INCLUDING WASTE MANAGEMENT AND RECYCLING

» POLICIES AND GUIDELINES

All relevant policies regarding environmental care have been included in the Employee and Facilities Handbooks. Genmab encourages employees to act in an environmentally friendly manner, to produce as little waste as possible and to collect waste for recycling where practicable. The Genmab B.V. management of lab waste is audited annually and the waste license is maintained on the basis of compliance with all rules and regulations. Genmab B.V. lab employees are instructed to replace highly toxic chemicals by less toxic versions where feasible.

Genmab contributes to energy-saving by using an environmentally friendly climate control system (Genmab B.V.) and to equip all locations with energy saving light switches and LCD screens. Genmab monitors the use of environmentally friendly power sources employed by local power supply companies. Green energy is used when the pro-green arguments can be balanced with the costs involved.

» ACTION AND RESULTS

Genmab management tries to draw attention to environmental care. Genmab encourages its employees to use public transport to come to work by partially reimbursing the incurred expenses.

Genmab restricts its employees' use of travel by plane and encourages the use of teleconferencing and videoconferencing instead of business trips. This has not only saved money but may contribute to a reduction in CO₂ emissions. Genmab is planning to decrease paper consumption and has partially implemented the recycling of non-confidential paper waste, and encourages "green" bike deliveries.

Genmab has decided not to include any indicators for the environmental area in 2010 due to the reduction in employees mentioned above. However, future indicators will be considered in 2011.

» FUTURE EXPECTATIONS AND ACTIVITIES – 2011 AND ONWARDS

Genmab A/S aims to have an environmental policy implemented in 2011. This policy will be used as best practice for all Genmab locations.

For 2011, Genmab plans to use recycled paper for all printers and copiers, to implement two-sided printing as corporate standard and to have a "think-before-you-print" message included in the standard e-mail signature. Genmab B.V. plans to have all lab plastics recycled after use.

CSR Focus

BUSINESS ETHICS AND TRANSPARENCY

» POLICIES AND GUIDELINES

As mentioned in the "Risk Management" section, Genmab is committed to lawful and ethical behavior in financial and accounting matters as well as other activities and requires its employees to conduct themselves in a manner that complies with all applicable laws and regulations.

Genmab has implemented global pharma compliance guidelines in relation to interactions with healthcare professionals and a code of ethics for principal officers. Furthermore, Genmab has guidelines for Company communications regarding products in development.

» ACTION AND RESULTS

As planned for 2010 training has been conducted of Genmab employees in the pharma compliance guidelines and our whistleblower program has been implemented upon approval by the Danish Data Protection Agency. The whistleblower policy has been made accessible on Genmab's intranet. Training of new employees in these guidelines and policies will be held as necessary.

» FUTURE EXPECTATIONS AND ACTIVITIES – 2011 AND ONWARDS

During 2011, we expect to implement and communicate a code of ethics for all our employees.

Description of Management Reporting Systems and Internal Control Systems

As a publicly listed company, we are required to have established procedures which provide a reasonable basis for management to make proper judgments as to our financial position. The board of directors and the executive management have the overall responsibility for Genmab's internal control and risk management systems in connection with the financial reporting.

Genmab has utilized a top-down risk based approach to comply with EURO SOX that began with the identification and assessment of risks that impact Genmab's financial reporting process. This approach included the review of entity-level controls, fraud risk assessments, identification of significant accounts and disclosures and linking of significant accounts and disclosures to the relevant assertions and underlying processes.

Our approach is an integrated one where finance, operations and IT personnel work closely together to ensure that the appropriate business processes and technology elements are reviewed. The overall framework and approach are based on COSO (Committee of Sponsoring Organizations).

The board of directors and executive management have established overall standards and guidelines to identify and monitor the risk that a significant error could occur in connection with the financial reporting and put procedures in place to ensure significant errors are prevented, detected and corrected. Therefore, Genmab has documented and designed an effective internal control environment that provides reasonable assurance that the financial reporting of Genmab is timely, reliable and in accordance with IFRS.

The standards and guidelines include among others:

- » Formalized annual budget, forecasting and projection procedures;
- » Regular management reporting including:
 - » Financial performance and financial position including analysis of cash flow and finance structure;

- » The comparison of budget, prior-year and actual performance;
- » Project management and cost control, identification of responsible project managers and regular project reporting and follow-up;
- » Review of potential claims and litigation;
- » Contract and collaboration agreement review and maintenance to ensure that all commitments, liabilities, and income are recorded; and
- » Review of critical accounting policies and estimates
- » Schedule of Authorizations to ensure that receipts and expenditures of Genmab are being made only in accordance with authorizations of management and directors of Genmab;
- » A group control function to monitor the monthly financial reporting and performance of subsidiaries and the group. The most significant subsidiaries have their own controllers with extensive business and financial experience and in-depth knowledge of the individual subsidiary;
- » Detailed controls to ensure the completeness and accuracy of the accounting records of the Genmab group including requirements for appropriate segregation of duties, requirements for the reconciliations and monitoring of transactions and documentation of controls and procedures; and
- » Detailed controls and procedures to ensure all reporting to NASDAQ OMX Copenhagen are accurately and consistently presented in a timely manner in accordance with applicable stock exchange rules.

The compliance with group standards is supported by periodic reviews of both the parent company and subsidiaries' controls and procedures. The results of the review are discussed with local management and summaries are submitted to the Audit Committee.

Risk Management

Genmab has facilities in three countries and performs research and development activities with clinical trials conducted around the globe. Through our activities, we are exposed to a variety of risks, some of which are beyond our control. These risks may have significant impact on our business if not properly assessed and controlled. Maintaining a strong control environment, with adequate procedures for identification and assessment of risks and adhering to operational policies designed to reduce such risks to an acceptable level, is essential for the continued development of Genmab. It is our policy to identify and reduce the risks derived from our operations and to establish insurance coverage to hedge any residual risk, wherever considered practicable. The board of directors performs a yearly review of Genmab's insurance coverage to ensure that it is adequate.

We are exposed to a number of specific risks. Below is a summary of some of Genmab's key risk areas and how we attempt to address such risks.

DEVELOPMENT RISK

The creation and development of therapeutic products within the biotechnology and pharmaceutical industry is subject to considerable risks. Since all aspects can not be known about the nature of disease or the way new potential therapeutic products can affect the disease process, a significant number of products will not successfully reach the marketplace. Moreover, these factors, including unforeseen safety issues or change of regulatory requirements, can influence the timing and nature of our clinical development activities and costs and related revenues such as milestone payments and reimbursement of costs.

Genmab has established various committees to ensure the optimal selection of disease targets and antibody product candidates and to monitor the progress of all projects. The committees combine knowledge and competences of key employees across the organization with the primary focus of optimizing the development of our projects by closely monitoring and assessing data and other information.

We are subject to extensive governmental regulation and we are not able to market our products or develop product candidates before regulatory approvals are obtained. Accordingly, it is essential for Genmab to adhere to any requirements from the regulatory authorities and to continuously be aware of the standards issued by such

authorities. To ensure compliance with regulatory requirements, Genmab has established a separate quality assurance department. Genmab also closely adheres to the recommendations and comments received from the regulatory authorities and complies with all requirements from such authorities with respect to the company's applications.

COMMERCIAL RISK

Genmab is subject to a number of commercial risk factors, including market size and competition for our products, product pricing and reimbursement policies of government and third-party payers, the ability to attract the interest of potential partners and investors, development time of new products and cost of our development programs, patent protection and the avoidance of patent infringements.

We have a flexible commercialization strategy and seek partners for some products and research and development capabilities. The successful marketing of some of our potential product candidates might be beyond the capabilities of all but the largest pharmaceutical companies. For this reason, we may consider licensing to major pharmaceutical companies or distribution partners, individual products that may serve very large markets or those that may be widely distributed geographically, if the products are approved by the FDA, European or other regulatory agencies.

Our reliance on and collaboration with external partners is very important for our business as our future growth and a significant part of our future revenues, in particular milestones and royalties, may depend on the continued collaboration and adherence to agreements with existing and possible future collaboration partners. Our business may be negatively affected if our collaboration partners do not devote sufficient resources to our programs or potential products or become unable to meet their obligations or if we are not able to establish additional partnerships.

In general, Genmab attempts to control the commercial risks by continually monitoring and evaluating current market conditions and patent positions. In order to ensure that Genmab is in a good position to accomplish the objective, the board of directors and management perform an ongoing assessment of the progress with external partnerships and any changes to the commercial risks. In addition, we pursue a close and open dialogue with our partners to share ideas and best practices within clinical development to increase the likelihood that we reach our targets.

FINANCIAL RISK AND CAPITAL MANAGEMENT

Our development activities require significant capital. Accordingly, we may require additional funds and may be unsuccessful in attempting to raise additional funds through equity or debt financings, collaborative agreements with partners or from other sources.

The group's financial results may also be exposed to different kinds of financial risks, including currency exposure, changes in interest rates and credit risks. Genmab's financial risks are disclosed in more details in note 14 to the financial statements.

INABILITY TO ATTRACT AND RETAIN SUITABLY QUALIFIED PERSONNEL

We are highly dependent on the principal members of our senior management, scientific staff and other key personnel, the loss of whose services could adversely affect the achievement of planned development objectives. We may not be able to attract and retain personnel on acceptable terms, given the competition for such personnel among biotechnology, pharmaceutical and healthcare companies, universities and non-profit research institutions.

To attract and retain our highly skilled workforce, we offer competitive remuneration packages, including a warrant program under which warrants are granted to our employees. For further details on the warrant programs, please refer to note 18 of the financial statements.

LEGAL AND REGULATORY RISK

In general, Genmab's activities are exposed to legal risks. Amended legislation and reinterpretation of legislation in countries which are important to Genmab's activities may result in unintended or unexpected issues. In addition, the contracts which Genmab has entered into may correspondingly be subject to unforeseen interpretation and hence unforeseen consequences thereof. The contents of such contracts or the manner in which such contracts were drawn up may also subsequently appear inappropriate. The consequences of such circumstances may turn out to involve not only legal matters but also significant technical and financial issues.

Product Liability

In particular, Genmab may be exposed to product liability claims for products developed by us or our partners. Although Genmab's products are rigorously tested for safety during clinical trials and are closely reviewed by regulatory

bodies prior to approval, there may be an unforeseen side effect or injury that occurs before or after approval. This poses a risk of litigation due to consumer product safety claims, substantiated and unsubstantiated.

A successful product liability claim could possibly affect our financial position in a material manner and Genmab therefore maintains product liability insurance coverage for our clinical trials as well as coverage required under applicable laws.

Intellectual Property

There is an inherent risk that Genmab's intellectual property may not be protected and be subsequently reproduced or that Genmab's products infringe on a competitor's intellectual property.

Genmab takes necessary steps to file necessary patent applications in an effort to protect its product technologies from outside entities. In an effort to protect trade secrets and technology, Genmab maintains strict confidentiality standards and agreements for internal employees and any collaborating parties.

In October 2009, under the collaboration agreement between GSK and Genmab, GSK filed a declaratory judgment action at the United States District Court for the Southern District of Florida seeking a declaration that US Patent No 6,331,415 (the "Cabilly" patent) owned by Genentech, Inc. and City of Hope, is invalid, unenforceable and not infringed by Arzerra. The case has been transferred to the United States District Court for the Central District of California. No trial date has been scheduled yet.

In March 2010, Genentech, Inc. and Biogen Idec, Inc. filed a declaratory relief complaint at the United States District Court for the Southern District of California against Genmab's collaboration partner GSK for patent infringement under US patent No 7,682,612 based on GSK's manufacture, marketing and sale of Arzerra in the United States for the treatment of fludarabine and alemtuzumab refractory CLL. No trial date has been scheduled yet. We believe this claim is without merit.

Regulatory Risk

Genmab's operations occur in various countries with diverse laws and regulations that govern the biotechnology industry. Any changes in these laws and regulations may result in an unfavorable impact on our financial, legal, and other position. This includes changes in tax laws, change in

US or foreign regulatory approval processes, changes in intellectual property laws, and changes in environmental safety laws, among others. If Genmab does not comply with these laws and regulations, it may incur significant costs, and such non-compliance may result in future litigation proceedings.

Genmab makes every effort to stay abreast of regulatory changes to legislation that affect its business to ensure compliance.

OUTSOURCING RISK

Genmab is dependent upon outsourcing arrangements for services to support our objectives and strategic plans. Such outsourcing services may introduce unforeseen risks such as availability of resources, confidentiality of information and regulatory compliance.

The company's board of directors and management continuously oversee and evaluate outsourcing relationships to ensure consistency with strategic objectives and service provider performance. This includes assessment of contingency plans, including availability of alternative service providers, and costs and resources required to switch service providers.

ETHICAL RISK

As a biotechnology company, Genmab's reputation as a trusted partner is crucial to the company, its shareholders

and business partners, and is essential to the company's ability to conduct its business.

Genmab is committed to lawful and ethical behavior in financial and accounting matters as well as other activities and requires its employees to conduct themselves in a manner that complies with all applicable laws and regulations.

Therefore, a code of ethics for principal executives and senior financial officers which addresses ethical behaviour has been developed. Together with certain business ethics procedures, including a corporate social responsibility ("CSR") strategy, these procedures aim to mitigate Genmab's ethical and reputation risk. In 2010, our whistleblower program was approved by the Danish Data Protection Agency.

ENVIRONMENTAL RISK

Genmab's in-house research activities are carried out from the company's laboratory facilities in Utrecht, which are designed to reduce environmental impact through a modular energy efficient set-up based on energy regeneration equipment. To reduce environmental burden, we have implemented policies for the handling of hazardous materials and established procedures for the disposal of waste materials from our laboratory facilities in accordance with regulatory requirements. As Genmab's activities have a limited impact on the environment, we have chosen not to issue separate environmental reports.

Procedures for Changes in the Articles of Association

Unless the Danish Companies Act otherwise provides, the adoption of any resolution to alter Genmab's articles of association shall be subject to the affirmative vote of not less than two thirds of the votes cast as well as of the

voting share capital represented at the general meeting. Genmab's entire articles of association can be found on our website.

Change of Control

COLLABORATION, DEVELOPMENT AND LICENSE AGREEMENTS

Genmab has not entered into any significant collaboration, development, and license agreements with external parties, which are subject to renegotiation in case of a change of control event in Genmab A/S.

SERVICE AGREEMENTS WITH EXECUTIVE MANAGEMENT AND EMPLOYEES

The service agreements with each member of the executive management team may be terminated by Genmab with no less than 12 months' notice and by the executive with no less than six months' notice. In the event of a change of control of Genmab, the termination notice due to Genmab's executive officers is extended to 24 months. In the event of termination by Genmab (unless for cause) or by an executive officer as a result of a change of control of Genmab, Genmab is obliged to pay the executive officer a compensation equal to his/her existing total salary (including benefits) for up to two years in addition to the notice period. In case of a change of control event and the termination of service agreements of the executive management, the total impact

on our financial position is estimated to approximately DKK 52 million as of December 31, 2010.

In addition, Genmab has entered into service agreements with approximately 31 (2009: 35) employees according to which Genmab may become obliged to compensate the employees in connection with a change of control of Genmab. If Genmab terminates the service agreement without cause, or changes the working conditions to the detriment of the employee, the employee shall be entitled to terminate the employment relationship without further cause with one month's notice in which case Genmab shall pay the employee a compensation equal to one or two times the employee's existing annual salary (including benefits).

In case of the change of control event and the termination of all 31 service agreements the total impact on our financial position is estimated to approximately DKK 72 million as of December 31, 2010.

With respect to change of control clauses related to warrants granted to our management and employees, please refer to note 18 to the financial statements. As of December 31, 2010, a change of control event and the termination of all impacted service agreements are not expected to have a significant impact on our financial position.

Distribution of the Year's Result

The board of directors proposes that the year's loss of the parent company of DKK 279 million (2009: DKK 1,186 million) be carried forward to next year by transfer to accumulated deficit.

Investor Relations

Genmab's investor and public relations department is committed to providing efficient dissemination of company information to the market. We maintain high levels of transparency and accessibility in compliance with the disclosure rules of the NASDAQ OMX Copenhagen. Genmab publishes price sensitive information via stock exchange releases and non-price sensitive information that may be of interest to investors via investor news releases. We further distribute this information via our website and

internal mailing list of international investors, analysts, journalists and other market participants. Genmab also regularly holds conference calls and webcasts and attends investor meetings and industry conferences to communicate company news to the market. We believe this broad dissemination of information to the investment community will inspire confidence in Genmab and provide investors with the opportunity to more correctly assess Genmab's potential.

CORPORATE INFORMATION

Bankers

Danske Bank
Holmens Kanal 2-12
DK-1092 Copenhagen K

Nykredit Bank A/S
Otto Mønsteds Plads 9
DK-1780 Copenhagen V

Legal Counsel

Kromann Reumert
Sundkrogsgade 5
DK-2100 Copenhagen Ø

Shearman & Sterling
599 Lexington Avenue
New York, NY 10022 USA

Independent Auditors

PricewaterhouseCoopers
Strandvejen 44
DK-2900 Hellerup

Annual Report

Copies of this annual report in both English and Danish are available without charge upon request.

Annual General Meeting

The annual general meeting will be held on April 6, 2011 at 2:00 PM local time at:

Radisson Blu Scandinavia Hotel
Amager Boulevard 70
DK-2300 Copenhagen S

2010 Stock Exchange Releases

JANUARY

22 Arzerra (Ofatumumab) Receives Positive Opinion for Conditional Approval in Europe for Refractory Chronic Lymphocytic Leukaemia

FEBRUARY

4 Arzerra 2009 Net Sales Figures

MARCH

2 Genmab Announces Year End 2009 Financial Results
8 Genmab Announces Results from Zalutumumab Phase III Study of Refractory Head and Neck Cancer Patients
24 Genmab A/S Summons Annual General Meeting
25 Declaratory Relief Complaint for Patent Infringement Under Patent Based on Manufacture, Marketing and Sale of Arzerra

APRIL

19 GlaxoSmithKline Receives Conditional Marketing Authorization in the EU for Arzerra (Ofatumumab)
19 Genmab Achieves Milestone in Arzerra Collaboration
21 Constitution of the Board of Directors in Genmab and Grant of Warrants to Employees
21 Genmab Announces Pipeline and Technology Update
21 Passing of Genmab A/S' Annual General Meeting
28 Arzerra First Quarter 2010 Net Sales Figures

MAY

11 Genmab Announces 2010 First Quarter Results

JUNE

2 Change in Constitution of the Board of Directors
7 Genmab Presents Data from a Pivotal Trial of Zalutumumab Versus Best Supportive Care in Patients with Refractory Head and Neck Cancer
15 Genmab Announces Change in Management

JULY

1 GlaxoSmithKline and Genmab Announce Amendment to Ofatumumab Agreement
6 Genmab Announces Interim Results of Ofatumumab Phase II Study in Multiple Sclerosis
21 Arzerra Second Quarter 2010 Net Sales Figures

AUGUST

9 GSK and Genmab Announce Topline Results from the Concluded Pivotal Trial of Arzerra (Ofatumumab) in Fludarabine and Alemtuzumab Refractory Chronic Lymphocytic Leukemia
10 Genmab Announces Top-Line Interim Results for Ofatumumab in Diffuse Large B-Cell Lymphoma
17 Genmab Announces 2010 First Half Year Results and Improved Guidance

SEPTEMBER

- 8 GSK and Genmab Announce Start of Ofatumumab Phase III Combination Study in Non-Hodgkin's Lymphoma
- 10 Genmab Announces Results of Ofatumumab Phase II Study in Multiple Sclerosis
- 14 Genmab Updates Corporate Strategy
- 14 Genmab and Seattle Genetics Enter into Antibody-Drug Conjugate Research Collaboration
- 16 GlaxoSmithKline and Genmab Refocus Development Program for Ofatumumab in Autoimmune Indications
- 17 Correction to Major Shareholder Announcement

OCTOBER

- 13 Genmab Announces Antibody Development Collaboration with Lundbeck
- 18 Genmab Announces Update on Zalutumumab
- 21 Arzerra Third Quarter 2010 Net Sales Figures
- 25 Genmab Announces Reorganization Plan
- 26 Genmab Announces Start of Ofatumumab Phase III Head to Head Study in Follicular Lymphoma

NOVEMBER

- 9 Genmab Announces Results for the Nine Month Period of 2010 and Updated 2010 Financial Guidance

DECEMBER

- 16 Genmab's Financial Calendar for 2011

OTHER EVENTS

Report Pursuant to Section 28a of the Danish Securities Trading Act
JUNE 2 / DEC. 9

Major Shareholder Announcement
JAN. 18 / FEB. 3 / SEP. 13 / SEP. 17

Grant of Warrants in Genmab A/S
APR. 21 / JUNE 2 / OCT. 14 / DEC. 9

The full texts of all our stock exchange releases are available through the company's website, www.genmab.com. Interested parties are invited to subscribe to Genmab's News Alerts Mailing List through the website to receive e-mail notifications on the day news is released.

Board of Directors



MICHAEL B. WIDMER, PH.D.
AMERICAN, 63

Board Chairman

Dr. Widmer is the former Vice President and Director of Biological Sciences of Immunex Corporation in Seattle. Prior to joining Immunex in 1984, he was on the faculty of Laboratory Medicine and Pathology at the University of Minnesota. He is a former Scholar of the Leukemia Society of America. His research has centered on regulation of the immune and inflammatory response. He has authored over 100 scientific publications. During his tenure at Immunex, Dr. Widmer pioneered the use of cytokine antagonists, particularly soluble cytokine receptors, as pharmacologic regulators of inflammation. He was instrumental in the development of Enbrel, a soluble receptor for TNF marketed by Amgen and Wyeth Ayerst for the treatment of rheumatoid arthritis. He received a Ph.D. in genetics from the University of Wisconsin in 1976 and completed a postdoctoral fellowship in Immunology at the Swiss Institute for Experimental Cancer Research in Lausanne, Switzerland.

Special Competences

Extensive research expertise in immunology and oncology; biotechnology management experience and knowledge of biopharmaceutical product development.



ANDERS GERSEL PEDERSEN, M.D., PH.D.
DANISH, 59

Deputy Chairman

Dr. Pedersen is Executive Vice President, Development at H. Lundbeck A/S. Following his degree in medicine and Research Fellow positions at Copenhagen hospitals, Dr. Pedersen worked for Eli Lilly for eleven years; ten of these as a director overseeing worldwide clinical research in oncology, before joining Lundbeck in 2000. At Lundbeck, Dr. Pedersen is responsible for the development of the product pipeline including clinical research. He is a member of the European Society of Medical Oncology, the International Association for the Study of Lung Cancer, the American Society of Clinical Oncology, the Danish Society of Medical Oncology and the Danish Society of Internal Medicine. Dr. Pedersen received his medical degree and a doctoral degree in neuro-oncology from the University of Copenhagen and a B.Sc. in Business Administration from the Copenhagen Business School.

Special Competences

Business and management experience in pharmaceutical industry, including expertise in clinical research, product development and regulatory affairs.

Board Positions

Member: Bavarian Nordic A/S, TopoTarget A/S and ALK-Abelló A/S



KARSTEN HAVKROG PEDERSEN
DANISH, 61

Board Member

Mr. Pedersen has more than 25 years experience as an attorney within Danish corporate law and corporate governance. Mr. Pedersen has been a partner in the law firm Bruun & Hjejle since 1981. He was admitted as barrister to the Supreme Court of Justice in 1983. Mr. Pedersen was a member of the Danish Appeal Board (2000-2003) and was a member of the Danish Bar and Law Society, Committee of Legal Affairs (2001-2007). From 1991-2004, he was a member of the Editorial Committee of the Danish legal magazine "Lov & Ret."

Special Competences

Extensive experience in the practice of Danish corporate law and in-depth knowledge of corporate governance best practices.

Board Positions

Member: EKJ Fonden

Chairman: Redaktør Hans Voigts Mindelegat



BURTON G. MALKIEL, PH.D.
AMERICAN , 78

Board Member

Dr. Malkiel is the Chemical Bank Chairman's Professor of Economics at Princeton University. His specialties include financial markets, portfolio management, corporate finance, investments and securities valuation. He is widely published in finance, the valuation of stocks and bonds and the operation of financial markets in the United States. Dr. Malkiel was previously professor of Economics, the Gordon S. Rentschler Professor of Economics and Director of the Financial Research Center at Princeton University. He has also served as a member of the Council of Economic Advisors under the administration of US President Gerald R. Ford and was Dean at the School of Management and the William S. Beinecke Professor of Management at Yale University. Dr. Malkiel served as an officer in the United States Army Finance Corps before earning his doctoral degree. He received his B.A. degree in Economics from Harvard University, a Masters of Business Administration from Harvard Graduate School of Business Administration and a doctorate in Economics and Finance from Princeton University.

Special Competences

Extensive expertise in economics and finance, particularly relating to securities valuation and corporate finance; significant board and audit committee experience.

Board Positions

Member: Vanguard Group Ltd., Theravance, Inc., American Philosophical Society and Maldeb Foundation
Audit Committee Chairman: Theravance, Inc.
Audit Committee Member: Vanguard Group Ltd.
Investment Committee Member: American Philosophical Society, Maldeb Foundation



HANS HENRIK MUNCH-JENSEN
DANISH, 50

Board Member

Mr. Munch-Jensen is the Chief Financial Officer at NordEnergie Renewables A/S. Previously, Mr. Munch-Jensen was Director at Prospect where he advised listed companies in relation to strategic and financial communication. Mr. Munch-Jensen served as Executive Vice President, CFO of H. Lundbeck A/S from 1998 to 2007, where he was responsible for overseeing the company's finance and investor relations activities. He previously served as a politics and finance columnist for the newspaper Dagbladet Børsen and as Vice President of the Copenhagen Stock Exchange. He was a member of various Lundbeck boards as well as the European Federation of Pharmaceutical Industries and Associations (EFPIA) and of Vækstforum, Region Hovedstaden. Mr. Munch-Jensen received his master's degree in Political Science from the University of Aarhus.

Special Competences

Considerable finance, investor relations and strategic communication knowledge and business management experience.

Board Positions

Chairman: Riddersalen Theater



TOM VINK, PH.D.
DUTCH, 48

Board Member

Dr. Vink joined Genmab in 2002 as Head of Molecular Biology. Currently he is leading the Cell and Molecular Science unit at Genmab's R&D facility in Utrecht. Before joining Genmab, Dr. Vink worked for more than 15 years in life sciences research, specializing in molecular biology and biochemistry. Dr. Vink is the author of over 20 scientific publications and is named inventor on over 10 patents and patent applications. He received a M.S. degree in Biochemistry from Leiden University and a Ph.D. from Utrecht University.

Special Competences

Comprehensive research experience in life sciences; theoretical and practical knowledge in the fields of antibody engineering, protein structure-function relationships, experimental design techniques and vascular biology.



DANIEL J. BRUNO
AMERICAN, 31

Board Member

Mr. Bruno joined Genmab in 2008 and is currently the Controller of Genmab's locations in the United States. He has nine years of broad finance experience including financial planning and analysis, technical accounting, internal controls, financial statement audits, mergers, acquisitions, divestitures and license agreements. Before joining Genmab he spent six years at PricewaterhouseCoopers in the Assurance and Business Advisory practice serving clients in the Health Industries group, which included pharmaceutical, life science and biotech companies. He is a Certified Public Accountant and received B.S. and M.S. degrees from Fairleigh Dickinson University.

Special Competences

Broad finance and accounting experience in the pharmaceutical, biotech and life science industries.



NEDJAD LOSIC
SWEDISH, 41

Board Member

Mr. Losic joined Genmab in 2004 and is currently Associate Director, Statistics at Genmab's location in Copenhagen. He has worked in the pharmaceutical industry since 1996. Prior to joining Genmab he held positions at Ferring Pharmaceuticals and at Spadille Sweden, where he was Managing Director. He was the responsible statistician for two successful drug applications, one in 1999 and one in 2009. He has also served on the board of directors for other non-industry associations. Mr. Losic received a M.Sc. in Mathematics from the University of Lund and a diploma in Management of Medical Product Innovation from the Scandinavian International Management Institute.

Special Competences

Extensive pharmaceutical experience with a specialty in statistics relevant to clinical study data.

Senior Management



PROF. JAN G. J. VAN DE WINKEL, PH.D.
DUTCH, 50

President & Chief Executive Officer

Dr. van de Winkel is a co-founder of Genmab and served as President, Research & Development and Chief Scientific Officer of the company until his appointment as President & Chief Executive Officer in 2010. Dr. van de Winkel has over 20 years of experience in the therapeutic antibody field and served as Scientific Director and Vice President of Medarex Europe prior to Genmab. He is the author of over 300 scientific publications and has been responsible for over 40 patents and pending patent applications. Dr. van de Winkel holds a professorship in Immunotherapy at Utrecht University and is a member of the scientific advisory board of Thuja Capital Healthcare Fund and the advisory board of Capricorn Health-tech Fund. He holds M.S. and Ph.D. degrees from the University of Nijmegen.

Special Competences

Extensive antibody discovery and development expertise, broad knowledge of the biotechnology industry and executive management skills.



DAVID A. EATWELL
BRITISH, 50

Executive Vice President & Chief Financial Officer

Mr. Eatwell joined Genmab in 2008 with extensive experience and a proven track record in leading international life science businesses, having spent 15 years working in Europe and 10 years in the US. Most recently, Mr. Eatwell served as Chief Financial Officer of Catalent Pharma Solutions, Inc., a USD 1.8 billion leading provider of manufacturing and packaging services for the pharmaceutical and biotech industry. Prior to Catalent, Mr. Eatwell served as a divisional CFO of Cardinal Health, Inc., a Fortune 20 global manufacturer and distributor of healthcare products and services, where he oversaw the USD 3.3 billion sale of the Pharmaceutical Technologies and Services division to The Blackstone Group and was instrumental in creating the framework and building the infrastructure to support the newly created company, Catalent Pharma Solutions, Inc. Mr. Eatwell is a Fellow member of the Association of Chartered Certified Accountants.

Special Competences

Broad international financial and business background and in-depth knowledge of the pharmaceutical and biotechnology industries.



OLE BAADSGAARD, M.D. DR.MSCI.
DANISH, 59

Senior Vice President, Medical Affairs

Dr. Baadsgaard has been a member of Genmab's Scientific Advisory Board since our inception. He joined Genmab as Medical Director in 2000 and in 2008 he was appointed Senior Vice President, Medical Affairs. Dr. Baadsgaard is a Board Certified Specialist in dermatology and has extensive clinical and scientific experience from both Denmark and the US. He is author of over 100 scientific peer-reviewed publications within clinical research and is named inventor on over 15 patents and patent applications. He received his M.D. degree from the University of Aarhus and his Dr.MSci. degree from the University of Copenhagen.

Special Competences

Medical qualifications and extensive clinical research expertise.



PAUL W.H.I. PARREN, PH.D.
DUTCH, 47

Senior Vice President & Scientific Director

Dr. Parren joined Genmab in 2002 and was appointed Senior Vice President in 2008. Previously he was an Associate Professor in the Department of Immunology at The Scripps Research Institute in La Jolla, California. He is author of over 120 scientific publications in the antibody field and is named inventor on over 40 patents and patent applications. He holds M.S. and Ph.D. degrees from the University of Amsterdam.

Special Competences

In-depth knowledge of antibody discovery and research.



BARRY B. LITTLEJOHNS
BRITISH, 45

Senior Vice President, Operations

Mr. Littlejohns joined Genmab in 2009 with extensive experience and proven success in leading international life science businesses, having spent ten years working in Europe and ten in the US. Most recently, Mr. Littlejohns served as Vice President, Global Business Operations at Catalent Pharma Solutions, Inc., a leading provider of manufacturing and packaging services for the pharmaceutical and biotech industry. While at Catalent Mr. Littlejohns was responsible for four manufacturing facilities, driving operational, commercial and financial performance through identifying, evaluating and executing commercial growth opportunities and developing and implementing cost saving systems, processes and initiatives. Prior to joining Catalent, Mr. Littlejohns served as Vice President at Cardinal Health, Inc. Mr. Littlejohns earned a business and finance degree from Swindon College.

Special Competences

International management experience in life sciences industry, particularly as relates to leadership, business acumen, strategic planning, profit optimization, commercial growth and operational excellence.



BIRGITTE STEPHENSEN, M.SC.
DANISH, 50

Senior Vice President, IPR & Legal

Ms. Stephensen joined Genmab in 2002 and was appointed Senior Vice President in 2010. Ms. Stephensen has extensive experience from both private practice and industry working with intellectual property matters within the pharmaceutical and biotech field. Ms. Stephensen passed the European Qualifying Examination as European Patent Attorney in 1994. She earned a M.Sc. from the Danish University of Pharmaceutical Sciences.

Special Competences

Intellectual property and legal expertise in the biotechnology field.



MICHAEL K. BAUER, PH.D.
GERMAN, 47

Senior Vice President, Clinical Development

Dr. Bauer joined Genmab in 2006 and was appointed Senior Vice President in 2010. Before joining Genmab, Dr. Bauer held various positions in academia, the pharmaceutical industry and the venture finance sector in Germany, New Zealand, U.S.A. and Denmark. He is author of 50+ scientific publications. He earned a M.Sc. from the University of Stuttgart-Hohenheim and a Ph.D. degree from the University of Göttingen, Germany.

Special Competences

Wide scientific and pharmaceutical industry background; significant experience in clinical drug development, cross-functional project management and strategic leadership.

Financial Statements for the Genmab Group and the Parent Company

Statement of Comprehensive Income.....	51
Balance Sheet.....	52
Statement of Cash Flow.....	54
Statement of Shareholders' Equity.....	55

Notes to the Financial Statements

1. Management's Judgment and Estimates under IFRS.....	58
2. Segment Reporting.....	61
3. Depreciation, Amortization and Impairments.....	62
4. Staff.....	62
5. Financial Income.....	63
6. Financial Expenses.....	64
7. Corporate and Deferred Tax.....	64
8. Intangible Assets.....	66
9. Tangible Assets.....	67
10. Equity Interests in Subsidiaries.....	69
11. Inventories.....	70
12. Receivables.....	71
13. Marketable Securities.....	71
14. Financial Risk.....	74
15. Provisions.....	79
16. Deferred Income.....	79
17. Other Liabilities.....	80
18. Warrants.....	80
19. Discontinued Operation.....	85
20. Related Party Disclosures.....	87
21. Remuneration of the Board of Directors and Executive Management.....	88
22. Commitments.....	92
23. Contingent Assets, Contingent Liabilities and Subsequent Events.....	93
24. Fees to Auditors Appointed at the Annual General Meeting.....	94
25. Accounting Policies.....	95

Statement of Comprehensive Income

		Genmab Group		Parent Company	
Income Statement		2010	2009	2010	2009
	Note	DKK'000	DKK'000	DKK'000	DKK'000
Revenues	2	582,077	586,076	581,965	585,944
Research and development costs	3, 4	(582,512)	(935,361)	(599,397)	(1,093,928)
General and administrative expenses	3, 4	(160,254)	(148,749)	(159,330)	(142,082)
Operating expenses		(742,766)	(1,084,110)	(758,727)	(1,236,010)
Operating result		(160,689)	(498,034)	(176,762)	(650,066)
Financial income	5	39,648	181,099	187,016	255,823
Financial expenses	6	(1,402)	(25,054)	(1,088)	(39,774)
Result for continuing operations before tax		(122,443)	(341,989)	9,166	(434,017)
Corporate tax	7	(20,874)	(5,909)	-	-
Net result for continuing operations		(143,317)	(347,898)	9,166	(434,017)
Result from discontinued operation	19	(178,139)	(662,862)	(288,617)	(752,201)
Net result		(321,456)	(1,010,760)	(279,451)	(1,186,218)
Basic and diluted net loss per share		(7.16)	(22.51)		
Basic and diluted net loss per share continuing operations		(3.19)	(7.75)		
Statement of Comprehensive Income					
Net result		(321,456)	(1,010,760)	(279,451)	(1,186,218)
Other comprehensive income:					
Adjustment of foreign currency fluctuations on subsidiaries		37,859	(33,748)	-	-
Total comprehensive income		(283,597)	(1,044,508)	(279,451)	(1,186,218)

Balance Sheet

– Assets

	Note	Genmab Group		Parent Company	
		Dec 31, 2010	Dec 31, 2009	Dec 31, 2010	Dec 31, 2009
		DKK'000	DKK'000	DKK'000	DKK'000
Intangible assets	8	-	-	-	-
Tangible assets	9	41,430	60,180	10,181	15,126
Equity interests in subsidiaries	10	-	-	31,314	31,314
Other securities and equity interests		365	468	365	468
Receivables	12	7,174	7,915	252,638	474,577
Deferred tax assets	7	13,265	4,634	-	-
Total non-current assets		62,234	73,197	294,498	521,485
Inventories	11	-	-	-	-
Receivables	12	65,427	103,752	511,849	351,815
Prepayments		10,952	9,763	4,715	8,529
Marketable securities	13	1,548,309	816,910	1,548,309	816,910
Cash and cash equivalents		100,950	460,738	86,437	445,071
		1,725,638	1,391,163	2,151,310	1,622,325
Asset classified as held for sale	19	693,729	757,174	-	-
Total current assets		2,419,367	2,148,337	2,151,310	1,622,325
Total assets		2,481,601	2,221,534	2,445,808	2,143,810

Balance Sheet

– Shareholders' Equity and Liabilities

	Note	Genmab Group		Parent Company	
		Dec 31, 2010	Dec 31, 2009	Dec 31, 2010	Dec 31, 2009
		DKK'000	DKK'000	DKK'000	DKK'000
Share capital		44,907	44,907	44,907	44,907
Share premium		5,375,256	5,375,256	5,375,256	5,375,256
Translation reserves		89,758	51,899	-	-
Accumulated deficit		(4,429,854)	(4,174,870)	(4,340,122)	(4,127,143)
Shareholders' equity		1,080,067	1,297,192	1,080,041	1,293,020
Provisions	15	22,864	4,871	22,864	4,871
Lease liability	9, 22	11,846	17,938	11,846	17,938
Other liabilities	17	42,213	3,172	34,056	1,606
Total non-current liabilities		76,923	25,981	68,766	24,415
Provisions	15	100	7,195	100	4,825
Lease liability	9, 22	6,091	7,004	6,091	7,004
Accounts payable		32,761	44,808	29,772	33,498
Deferred income	16	1,089,318	439,371	1,089,318	439,371
Bank overdraft		115,780	-	115,780	-
Other liabilities	17	68,102	341,073	55,940	341,677
		1,312,152	839,451	1,297,001	826,375
Liabilities classified as held for sale	19	12,459	58,910	-	-
Total current liabilities		1,324,611	898,361	1,297,001	826,375
Total liabilities		1,401,534	924,342	1,365,767	850,790
Total shareholders' equity and liabilities		2,481,601	2,221,534	2,445,808	2,143,810

Statement of Cash Flow

	Note	Genmab Group		Parent Company	
		2010	2009	2010	2009
		DKK'000	DKK'000	DKK'000	DKK'000
Result for continuing operations before tax		(122,443)	(341,989)	9,166	(434,017)
Result for discontinued operation before tax	19	(178,111)	(662,834)	(288,617)	(752,201)
Result before tax		(300,554)	(1,004,823)	(279,451)	(1,186,218)
Reversal of financial items, net	5, 6, 19	(38,257)	(156,273)	(185,928)	(216,049)
Adjustments for non-cash transactions:					
Depreciation and amortization	3	21,033	83,783	4,439	4,660
Impairment loss	3	137,526	381,001	1,870	386
Impairment of Genmab MN, Inc.	10	-	-	288,617	752,201
Net loss (gain) on sale of equipment		(159)	472	47	(165)
Warrant compensation expenses	4	66,472	151,511	17,437	86,191
Provisions	15	15,602	12,989	18,231	5,425
Changes in current assets and liabilities:					
Inventory and receivables		35,304	69,087	33,247	34,648
Prepayments		(1,236)	(2,948)	3,813	(3,298)
Provisions paid	15	(7,728)	(734)	(3,636)	(600)
Deferred income		649,947	(211,818)	649,947	(211,818)
Accounts payable and other liabilities		(297,881)	65,127	(251,431)	59,478
Cash flow from operating activities before financial items		280,069	(612,626)	297,202	(675,159)
Financial receivables		18,460	51,642	17,430	51,457
Corporate taxes paid		(30,358)	(9,077)	-	-
Cash flow from operating activities		268,171	(570,061)	314,632	(623,702)
Purchase of intangible and tangible assets	8, 9	(10,110)	(16,778)	(1,668)	(702)
Sale of tangible assets		1,425	368	257	363
Sale of other securities and equity interests		170	-	170	-
Receivables from subsidiaries		-	-	(57,435)	46,800
Marketable securities bought	13	(1,585,038)	(482,764)	(1,585,038)	(482,764)
Marketable securities sold		855,057	1,473,900	855,057	1,473,900
Cash flow from investing activities		(738,496)	974,726	(788,657)	1,037,597
Warrants exercised		-	1,647	-	1,647
Costs related to issuance of shares		-	(20)	-	(20)
Paid installments on lease liabilities		(7,005)	(8,270)	(7,005)	(8,270)
Cash flow from financing activities		(7,005)	(6,643)	(7,005)	(6,643)
Decrease in cash and cash equivalents		(477,330)	398,022	(481,030)	407,252
Cash and cash equivalents at the beginning of the period		464,446	70,013	445,071	37,819
Exchange rate adjustments		10,796	(3,589)	6,616	-
Cash and cash equivalents at the end of the period		(2,088)	464,446	(29,343)	445,071
Cash and cash equivalents include:					
Bank deposits and petty cash		52,439	460,738	37,926	445,071
Short-term marketable securities		48,511	-	48,511	-
Bank overdraft		(115,780)	-	(115,780)	-
Cash and cash equivalents classified as assets held for sale	19	12,742	3,708	-	-
		(2,088)	464,446	(29,343)	445,071
Supplementary information to the statement of cash flows					
Total cash position includes:					
Cash and cash equivalents cf. above		(2,088)	464,446	(29,343)	445,071
Marketable securities	13	1,548,309	816,910	1,548,309	816,910
		1,546,221	1,281,356	1,518,966	1,261,981

Statement of Shareholders' Equity

– Consolidated

	Number of shares	Share capital DKK'000	Share premium DKK'000	Translation reserves DKK'000	Accumulated deficit DKK'000	Shareholders' equity DKK'000
December 31, 2008	44,888,829	44,889	5,373,647	85,647	(3,315,621)	2,188,562
Total comprehensive income				(33,748)	(1,010,760)	(1,044,508)
Transaction with owners:						
Exercise of warrants	18,313	18	1,629			1,647
Expenses related to capital increases			(20)			(20)
Warrant compensation expenses					151,511	151,511
December 31, 2009	44,907,142	44,907	5,375,256	51,899	(4,174,870)	1,297,192
Total comprehensive income				37,859	(321,456)	(283,597)
Transaction with owners:						
Warrant compensation expenses					66,472	66,472
December 31, 2010	44,907,142	44,907	5,375,256	89,758	(4,429,854)	1,080,067

Statement of Shareholders' Equity

– Parent Company

	Number of shares	Share capital DKK'000	Share premium DKK'000	Accumulated deficit DKK'000	Shareholders' equity DKK'000
December 31, 2008	44,888,829	44,889	5,373,647	(3,092,436)	2,326,100
Total comprehensive income				(1,186,218)	(1,186,218)
Transaction with owners:					
Exercise of warrants	18,313	18	1,629		1,647
Expenses related to capital increases			(20)		(20)
Warrant compensation expenses				151,511	151,511
December 31, 2009	44,907,142	44,907	5,375,256	(4,127,143)	1,293,020
Total comprehensive income				(279,451)	(279,451)
Transaction with owners:					
Warrant compensation expenses				66,472	66,472
December 31, 2010	44,907,142	44,907	5,375,256	(4,340,122)	1,080,041

Statement of Shareholders' Equity

Changes in Shareholders Equity during 2006 to 2010

	Number of shares	Share capital DKK'000
December 31, 2005	33,108,098	33,108
Issuance of shares for cash	5,750,000	5,750
Exercise of warrants	790,257	790
December 31, 2006	39,648,355	39,648
Issuance of shares for cash	4,471,202	4,471
Exercise of warrants	400,270	401
December 31, 2007	44,519,827	44,520
Exercise of warrants	369,002	369
December 31, 2008	44,888,829	44,889
Exercise of warrants	18,313	18
December 31, 2009	44,907,142	44,907
Exercise of warrants	-	-
December 31, 2010	44,907,142	44,907

In January 2006, Genmab completed an international private placement with issuance of 5,750,000 new ordinary shares at a price of DKK 147.00 per share, raising gross proceeds to Genmab of DKK 845 million.

In February 2007, Genmab issued 4,471,202 new shares in connection with the worldwide GSK agreement to co-develop and commercialize ofatumumab. This transaction increased shareholders' equity by DKK 1.529 billion.

Shareholder Information

On December 31, 2010, the share capital of Genmab A/S comprised 44,907,142 shares of DKK 1 each with one vote. There are no restrictions related to the transferability of the shares. All shares are regarded as negotiable instruments and do not confer any special rights upon the holder, and no shareholder shall be under an obligation to allow his/her shares to be redeemed.

Until April 19, 2012, the board of directors are authorized to increase the nominal registered share capital on one or more occasions by up to nominally DKK 15,000,000 negotiable shares issued to the bearer that shall have the same rights as the existing shares of Genmab. The capital increase can be made by cash or by non-cash payment and with or without pre-emption rights for the existing shareholders.

By decision of the general meeting on April 23, 2008, the board of directors is authorized to issue on one or more occasions warrants up to a nominal value of 1,500,000. This authorization shall remain in force for a period ending on April 23, 2013. As of December 31, 2010, a total of 905,850 warrants have been issued hereunder.

Ownership

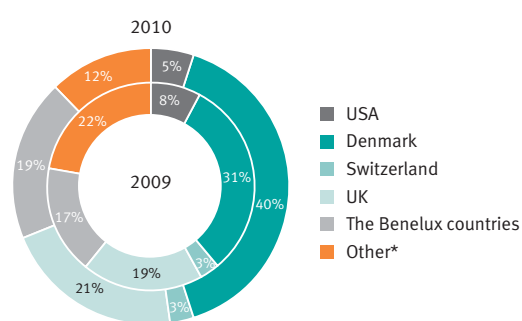
As of December 31, 2010, the number of registered shareholders totaled 33,059 shareholders holding a total of 39,452,955 shares, which represented 88% of the share capital. Genmab is listed on the NASDAQ OMX Copenhagen under the symbol GEN.

The following are listed as owners of a minimum 5% of the votes or a minimum of 5% of the share capital:

- Glaxo Group Limited, Glaxo Welcome House, Berkley Avenue, Greenford, Middlesex, UB6 ONN, United Kingdom
- Hendricks Hubertus Francisco's Siesta (partly through Mercurius Beleggingsmaatschappij B.V. and Stimex Participatiemaatschappij B.V.), Akerstraat 126, 6417 BR Heerlen, the Netherlands
- ATP and ATP Invest, Kongens Vænge 8, DK-3400 Hillerød, Denmark
- Meditor European Master Fund Ltd., 25 Old Broad Street, London, EC2N 1HQ, United Kingdom

GEOGRAPHICAL SHAREHOLDER DISTRIBUTION

(Internal shareholders register December 31, 2010)



* "Other" includes other countries and shares not included in nominee accounts, including OTC traded shares.

Notes to the Financial Statements

1. Management's Judgments and Estimates under IFRS

The financial statements of the Genmab group and the parent company have been prepared in accordance with International Financial Reporting Standards as issued by the International Accounting Standards Board (IASB), and with the International Financial Reporting Standards as endorsed by the EU, and additional Danish disclosure requirements for annual reports of listed companies.

In preparing financial statements under IFRS, certain provisions in the standards require management's judgments, including various accounting estimates and assumptions. Such judgments are considered important to understand the accounting policies and Genmab's compliance with the standards.

Determining the carrying amount of some assets and liabilities requires judgments, estimates and assumptions concerning future events which are based on historical experience and other different factors, but which by their very nature are associated with uncertainty and unpredictability.

These assumptions may prove incomplete or incorrect, and unexpected events or circumstances may arise. The Genmab group is also subject to risks and uncertainties which may lead to actual results to differ from these estimates, both positively and negatively. Specific risks for the Genmab group are discussed in the relevant section of the directors' report and in the notes to the financial statements.

The following summarizes the most significant judgments and estimates made under Genmab's accounting policies. The group's accounting policies are described in detail in note 25.

INTERNALLY GENERATED INTANGIBLE ASSETS

According to the International Accounting Standard (IAS) 38, "*Intangible Assets*", intangible assets arising from development projects should be recognized in the balance sheet. The criteria that must be met for capitalization are that:

- the development project is clearly defined and identifiable and the attributable costs can be measured reliably during the development period;
- the technological feasibility, adequate resources to complete and a market for the product or an internal use of the product can be documented; and
- management has the intent to produce and market the product or to use it internally.

Such an intangible asset should be recognized if sufficient certainty can be documented that the future income from the development project will exceed the aggregate cost of production, development and the sale and administration of the product.

A development project involves a single product candidate undergoing a high number of tests to illustrate its safety profile and the effect on human beings prior to obtaining the necessary final

approval of the product from the appropriate authorities. The future economic benefits associated with the individual development projects are dependent on obtaining such approval. Considering the significant risk and duration of the development period related to the development of biological products, management has concluded that the future economic benefits associated with the individual projects cannot be estimated with sufficient certainty until the project has been finalized and the necessary regulatory final approval of the product has been obtained. Accordingly, the group has not recognized such assets at this time and therefore all research and development costs are recognized in the income statement when incurred. The total research and development costs related to the continuing operations amounted to DKK 583 million in 2010 compared to DKK 935 million in 2009.

REVENUE RECOGNITION

The group's revenues are comprised of milestone and upfront payments, royalty income and other income from research and development agreements and government grants. IAS 18, "*Revenue*", prescribes the criteria to be fulfilled for revenue being recognizable. Evaluating the criteria for revenue recognition with respect to the group's research and development and collaboration agreements requires management's judgment to ensure that all criteria have been fulfilled prior to recognizing any amount of revenue. In particular, such judgments are made with respect to determination of the nature of transactions, whether simultaneous transactions shall be considered as one or more revenue-generating transactions, allocation of the contractual price (upfront and milestone payments and obtained share premium to the market value on shares subscribed in connection with a collaboration agreement) to several elements included in an agreement, and the determination of whether the significant risks and rewards have been transferred to the buyer. Share premium is defined as the difference between the agreed share price and the market price at the time of the transaction.

Collaboration agreements are reviewed carefully to understand the nature of risks and rewards of the arrangement.

Upfront payments that are deemed attributable to subsequent research and development work are initially recognized as deferred income and recognized and allocated as revenue over the planned development period. This judgment is made when entering the agreement and is based on development budgets and plans. The planned development period is assessed on an annual basis. If the expected development period is changed significantly, this will require a reassessment of the allocation period.

In 2010, we amended the ofatumumab co-development and commercialization agreement with GSK. As a result of the amended agreement Genmab received an upfront payment of GBP 90 million (DKK 815 million at the date of the agreement) from

Notes to the Financial Statements

1. Management's Judgments and Estimates under IFRS (continued)

GSK. The upfront payment related to the amendment to the initial GSK Agreement of December 19, 2006, and the amendment included, among other items, reduction of future milestone payments and royalty rates and funding requirements.

As of June 30, 2010, the remaining part of deferred revenues received at the inception of the initial GSK Agreement amounted to DKK 326 million. This remaining amount equalled the last 18 months of the initial 60 month allocation period. It was not possible to obtain objective and reliable evidence of the value of the different components of the amendment and remaining deferred revenue and measure these on a stand alone basis as the past and future activities are highly interrelated. As such, the upfront payment and the remaining deferred revenues were considered as a single transaction and on a combined basis.

Together with the existing deferred revenue, the upfront payment will be deferred and allocated and recognized as revenues on a straight line basis over the years July 1, 2010 to December 31, 2015 (66 months), at an amount of DKK 207 million per year.

In October 2010, Genmab announced a research agreement with H. Lundbeck A/S. Under the terms of the agreement, Genmab received an upfront payment of EUR 7.5 million (approximately DKK 56 million at the date of the agreement). In accordance with our accounting policies, the upfront payment was deferred and recognized in the income statement as revenue on a straight line basis over a three year period.

As of December 31, 2010, DKK 1,089 million is included as deferred income in the balance sheet to be proportionally recognized as revenue in future periods. Please refer to note 16 for further details.

Milestone payments related to reaching particular stages in product development are recognized immediately if a separate earnings process relative to the milestone payment has been completed and achieved. This determination is judgmental and assessments made by management include, among other items, consideration of the efforts made in achieving a milestone, e.g., the level, skill, and expertise of the personnel involved, as well as the costs incurred. The milestone events must have real substance and they must represent achievement of specific defined goals.

In addition, the associated risks related to the achievement of each milestone are evaluated and compared to all milestone payments designated under the collaboration agreement.

Royalty income from licenses is based on third-party sales of licensed products and is recognized in accordance with contract terms when third-party results are available and are deemed to be reliable. Royalty estimates are made in advance of amounts collected using preliminary sales data received from the third-party.

All the group's revenue-generating transactions, including those with GSK and Lundbeck, have been subject to such evaluation by management.

The total revenues related to the continuing operations amounted to DKK 582 million in 2010 compared to DKK 586 million in 2009. Please refer to note 2 for further details about our revenues.

ANTIBODY CLINICAL TRIAL MATERIAL PRODUCED OR PURCHASED FOR THE USE IN CLINICAL TRIALS

According to our accounting policies, antibody clinical trial material (antibodies) for the use in clinical trials which either are internally produced or purchased from third parties are recognized in the balance sheet at cost and expensed in the income statement when consumed, if all criteria for recognition as an asset are fulfilled.

During both 2009 and 2010, no antibodies either internally produced or purchased from third parties for the use in clinical trials have been capitalized, as these antibodies do not qualify for being capitalized as inventory under either the "Framework" to IAS/IFRS or IAS 2, "Inventories".

Management has concluded that the production and purchase of antibodies from third parties cannot be capitalized as the technical feasibility is not proven and no alternative use exists.

As a result of the planned disposal of the manufacturing facility, Genmab will no longer produce antibodies internally but will instead purchase these from external contract manufacturers.

SHARE-BASED COMPENSATION

The parent company has granted warrants to employees, the management and the board of directors under various warrant programs. In accordance with IFRS 2 "Share-based Payment", the fair value of the warrants at grant date is recognized as an expense in the income statement over the vesting period, the period of delivery of work. Subsequently, the fair value is not re-measured.

The fair value of each warrant granted during the year is calculated using the Black-Scholes pricing model.

This pricing model requires the input of subjective assumptions and these assumptions can vary over time and can change the fair value of future warrants granted. A detailed description is outlined in note 18.

In 2010, warrant compensation expenses totalled DKK 66 million compared to DKK 152 million in 2009.

COLLABORATION AGREEMENTS

The group has entered into various collaboration agreements, primarily in connection with the group's research and development projects and the clinical testing of the product candidates, e.g., our worldwide collaboration agreement with GSK about ofatumumab and research agreement with Lundbeck. When accounting for new collaboration agreements, a judgment is made concerning the classification of the agreement. Collaborations are often structured so that each party contributes its respective skills in the various phases of the development project. No joint control exists for

Notes to the Financial Statements

1. Management's Judgments and Estimates under IFRS (continued)

such collaborations as the parties have not established an economic activity subject to joint control. Accordingly, the collaborations are not considered to be joint ventures as defined in IAS 31, "Financial Reporting of Interests in Joint Ventures". Expenses in connection with collaboration agreements are treated as described under "Research and Development Costs".

ASSETS HELD FOR SALE AND DISCONTINUED OPERATION

In 2009, the board of directors announced its decision to dispose of Genmab's manufacturing facility as the facility no longer is core to Genmab's strategy.

The decision to sell the facility triggered an impairment review under IAS 36, "Impairment of Assets". The impairment test is based on an estimated fair value of approximately USD 150 million less cost to sell of approximately USD 5 million. As the carrying amount of the facility was higher than the recoverable amount, the facility was impaired in the fourth quarter of 2009. The total impairment charge amounted to approximately DKK 419 million.

In September 2010, a non-cash impairment charge of approximately DKK 130 million was recognized as a result of changed market conditions. The fair value less cost to sell has been reduced from approximately USD 145 million to USD 120 million as of September 30, 2010. Sales related costs are still estimated to approximately USD 5 million.

The revised fair value less cost to sell is determined based on benchmarks and advice received from our sales agent.

As no binding arm's length sales agreement has been entered into yet and as the Brooklyn Park facility is not considered to be traded in an active market due to its very specialized nature, the fair value less cost to sell is associated with a degree of uncertainty and judgement.

The fair value less cost to sell and impairment is based on the best information available and may be subject to change. Future changes, if any, in the fair value less cost to sell will be recognized in the income statement.

The sale process is active and based on information received from our sales agent the estimated sales price seems reasonable. Therefore, the facility continues to be actively marketed at a price that is reasonable given the change in market conditions. Further sales initiatives are planned and Genmab remains committed to its plan to sell the facility. Therefore Genmab has continued to classify the facility as held for sale and as a discontinued operation in accordance with IFRS.

For further details about the sale of the manufacturing facility, please refer to note 19.

DEFERRED TAX ASSETS

Genmab recognizes deferred tax assets, including the tax base of tax loss carry-forwards, if management assesses that these tax assets can be offset against positive taxable income within a foreseeable future.

This judgment is made on an ongoing basis and is based on budgets and business plans for the coming years, including planned commercial initiatives.

The creation and development of therapeutic products within the biotechnology and pharmaceutical industry is subject to considerable risks and uncertainties. Since inception, Genmab has reported significant losses, and as a consequence, we have unused tax losses. Genmab also projects a loss for 2011.

Therefore, management has concluded, except for two subsidiaries, that deferred tax assets should not be recognized as of December 31, 2010, and a 100% valuation allowance of the deferred tax asset is recognized in accordance with IAS 12, "Income Taxes". The remaining tax assets are currently not deemed to meet the criteria for recognition as management is not able to provide any convincing positive evidence that deferred tax assets should be recognized.

Details about the deferred tax assets can be found in note 7.

Notes to the Financial Statements

	Genmab Group		Parent Company	
	2010	2009	2010	2009
	DKK'000	DKK'000	DKK'000	DKK'000
2. Segment Reporting				
Revenues:				
Milestone payments	206,383	266,728	206,383	266,728
Deferred revenue	216,143	217,064	216,143	217,064
Royalties	54,139	5,749	54,139	5,749
Other revenues	105,412	96,535	105,300	96,403
	582,077	586,076	581,965	585,944

Group segment information:

	2010		2009	
	Revenues	Non-current assets	Revenues	Non-current assets
	DKK'000	DKK'000	DKK'000	DKK'000
Denmark	581,965	10,181	585,944	15,126
The Netherlands	112	30,198	132	35,648
Other countries	-	1,051	-	9,406
	582,077	41,430	586,076	60,180

Non-current assets related to the US manufacturing facility have been transferred to assets held for sale. Please refer to note 19 for further details.

Revenues from our agreement with GSK represent approximately 94% (2009: 99%) of the group's total revenues.

Notes to the Financial Statements

	Genmab Group		Parent Company	
	2010	2009	2010	2009
	DKK'000	DKK'000	DKK'000	DKK'000
3. Depreciation, Amortization, and Impairments				
Depreciation and amortization:				
Buildings	-	19,240	-	-
Leasehold improvements	4,515	5,750	1,567	1,573
Manufacturing equipment	-	32,156	-	-
Equipment, furniture and fixtures	16,518	26,637	2,872	3,087
	21,033	83,783	4,439	4,660
Depreciation and amortization are included in:				
Research and development costs	16,667	19,608	3,554	3,728
General and administrative expenses	4,366	3,631	885	932
Result of discontinued operation	-	60,544	-	-
	21,033	83,783	4,439	4,660
Impairments:				
Goodwill	-	297,509	-	-
Buildings	105,929	67,312	-	-
Leasehold improvements	4,190	-	-	-
Manufacturing equipment	22,563	14,137	-	-
Equipment, furniture and fixtures	4,844	1,657	1,870	-
Assets under constructions	-	386	-	386
	137,526	381,001	1,870	386
Impairments are included in:				
Research and development costs	2,103	386	1,496	386
General and administrative expenses	5,286	-	374	-
Result of discontinued operation	130,137	380,615	-	-
	137,526	381,001	1,870	386

	Genmab Group		Parent Company	
	2010	2009	2010	2009
	DKK'000	DKK'000	DKK'000	DKK'000
4. Staff				
Wages and salaries	201,032	336,974	83,248	156,540
Warrant compensation expenses	66,472	151,511	17,437	86,191
Defined contribution plans	14,752	24,449	6,751	12,114
Other social security costs	13,495	25,819	662	905
	295,751	538,753	108,098	255,750
Staff costs are expensed as follows:				
Research and development costs	159,893	296,901	80,580	181,675
General and administrative expenses	109,172	105,399	27,518	74,075
Result of discontinued operation	26,686	136,453	-	-
	295,751	538,753	108,098	255,750
Average number of employees	229	505	83	180

Notes to the Financial Statements

4. Staff (continued)

For information regarding the remuneration of the Board of Directors and Executive Management, please refer to note 21.

Termination benefits excluding warrant expenses associated with the reorganization plan announced in November 2009 and October 2010 amounted to DKK 33 million in 2010 and DKK 63 million in 2009.

Warrant Compensation Expenses

The group accounts for share-based compensation by recognizing compensation expenses related to warrants granted to employees and board members in the income statement. Such compensation expenses represent calculated values of warrants granted and do not represent actual cash expenditures.

In 2010, warrant (share-based) compensation expenses totaled DKK 66 million compared to DKK 152 million in 2009. In the separate financial statements of the parent company, warrant compensation expenses were DKK 17 million in 2010 and DKK 86 million in 2009.

In 2010, the warrant compensation expenses include costs of DKK 22 million related to the departure of Genmab's former CEO and the employees affected by the reorganization plan announced in October 2010, which were expensed in connection with their termination in 2010.

In 2009, the warrant compensation expenses include costs of DKK 26 million related to the approximately 300 employees affected by the reorganization plan announced in November 2009, which were expensed in connection with their termination.

	Genmab Group		Parent Company	
	2010 DKK'000	2009 DKK'000	2010 DKK'000	2009 DKK'000
5. Financial Income				
Interest and other financial income	25,881	57,323	25,637	57,210
Interest from subsidiaries	-	-	82,039	74,837
Realized and unrealized gains on marketable securities (fair value through profit and loss), net	2,210	119,445	2,210	119,445
Fair value adjustments of derivative financial instruments	-	4,331	-	4,331
Exchange rate gains, net	11,438	-	77,011	-
Gain on sale of available for sale financial assets	119	-	119	-
	39,648	181,099	187,016	255,823
Interest on financial assets measured at amortized cost	846	1,383	82,641	76,107

Notes to the Financial Statements

	Genmab Group		Parent Company	
	2010	2009	2010	2009
	DKK'000	DKK'000	DKK'000	DKK'000
6. Financial Expenses				
Interest and other financial expenses	1,402	1,488	997	1,199
Interest to subsidiaries	-	-	91	143
Loss on available for sale financial assets	-	145	-	145
Exchange rate losses, net	-	23,421	-	38,287
	1,402	25,054	1,088	39,774
Interest on financial liabilities measured at amortized cost	1,402	1,488	1,088	1,342

	Genmab Group		Parent Company	
	2010	2009	2010	2009
	DKK'000	DKK'000	DKK'000	DKK'000
7. Corporate and Deferred Tax				
Current tax on result	22,975	10,427	-	-
Adjustment to prior years etc.	6,558	10	-	-
Adjustment to deferred tax	(143,208)	(309,561)	(9,183)	(85,608)
Adjustment to valuation allowance	134,577	305,061	9,183	85,608
Total corporate tax expense	20,902	5,937	-	-
Corporate tax is included in				
Result of continuing operations	20,874	5,909	-	-
Result of discontinued operation	28	28	-	-
	20,902	5,937	-	-

A reconciliation of income tax expense at the statutory rate of Genmab's effective tax rate is as follows:

Loss before tax of continuing operations	(122,443)	(341,989)	9,166	(434,017)
Loss before tax of discontinued operation	(178,111)	(662,834)	(288,617)	(752,201)
Loss before tax	(300,554)	(1,004,823)	(279,451)	(1,186,218)
Computed 25%	(75,139)	(251,206)	(69,863)	(296,555)
Tax effect of:				
Non-taxable income	(16,026)	(25,184)	(16,026)	(25,184)
Non-deductible costs	14,423	72,592	4,552	48,612
Impairment of subsidiary	-	-	72,154	188,050
Additional tax deductions, deviations in corporate tax rates etc.	(53,333)	(91,647)	-	(531)
Tax on equity transactions	16,399	(3,674)	-	-
Change in valuation allowance deferred tax asset	134,577	305,061	9,183	85,608
Total tax effect	96,040	257,148	69,863	296,555
Total corporate tax	20,902	5,942	-	-

Notes to the Financial Statements

7. Corporate and Deferred Tax (continued)

For financial reporting purposes, the value of the net deferred tax assets have been reduced to DKK 13 million due to the lack of certainty with respect to Genmab's ability to generate sufficient taxable income in the future. Deferred tax related to assets classified as held for sale has been reduced to zero in both 2010 and 2009.

On December 31, 2010, the group had net tax loss carry-forwards of DKK 3.3 billion (2009: DKK 3.8 billion) for income tax purposes, of which DKK 2.9 billion (2009: DKK 3.5 billion) can be carried forward without limitation. In addition, the group had deductible temporary differences of DKK 1.6 billion (2009: DKK 700 million).

Significant components of the deferred tax asset are as follows:

	Genmab Group		Parent Company	
	2010	2009	2010	2009
	DKK'000	DKK'000	DKK'000	DKK'000
Tax deductible losses	898,937	1,001,680	713,848	886,999
Deferred income	237,988	59,475	237,988	59,475
Other temporary differences	249,542	182,104	7,449	3,628
Deferred tax assets	1,386,467	1,243,259	959,285	950,102
Valuation allowance	(1,373,202)	(1,238,625)	(959,285)	(950,102)
Recorded deferred tax assets	13,265	4,634	-	-

Notes to the Financial Statements

8. Intangible Assets – Genmab Group and Parent Company

2010	Goodwill	Licenses and Rights	Total Intangible Assets
	DKK'000	DKK'000	DKK'000
Cost per January 1, 2010	308,296	152,484	460,780
Exchange rate adjustment	24,702	-	24,702
Disposals for the year	-	-	-
Cost per December 31, 2010	332,998	152,484	485,482
Accumulated amortization and impairment per January 1, 2010	(308,296)	(152,484)	(460,780)
Exchange rate adjustment	(24,702)	-	(24,702)
Impairment for the year	-	-	-
Disposals for the year	-	-	-
Accumulated amortization and impairment per December 31, 2010	(332,998)	(152,484)	(485,482)
Net book value per December 31, 2010	-	-	-
2009			
Cost per January 1, 2009	313,829	157,610	471,439
Exchange rate adjustment	(5,533)	-	(5,533)
Disposals for the year	-	(5,126)	(5,126)
Cost per December 31, 2009	308,296	152,484	460,780
Accumulated amortization and impairment per January 1, 2009	-	(157,610)	(157,610)
Exchange rate adjustment	(10,787)	-	(10,787)
Impairment for the year	(297,509)	-	(297,509)
Disposals for the year	-	5,126	5,126
Accumulated amortization and impairment per December 31, 2009	(308,296)	(152,484)	(460,780)
Net book value per December 31, 2009	-	-	-

Goodwill – Genmab Group

The carrying amount of goodwill relates to the acquisition of the manufacturing facility in 2008. In November 2009, Genmab announced that it intended to sell its manufacturing facility due a change in business strategy. This decision triggered an impairment review and as a result the goodwill was fully impaired in 2009. Please refer to note 19 for additional information regarding the impairment.

Research and development – Genmab Group and Parent Company

The group currently has no internally generated intangible assets from development, as the criteria for recognition as an asset are not met.

Licenses and Rights – Genmab Group and Parent Company

The group has previously acquired licenses and rights to technology at a total cost of DKK 152 million, which have been fully amortized during the period from 2000 to 2005. The licenses and rights are still in use by the parent company and the group and contribute to our research and development activities.

Notes to the Financial Statements

9. Tangible Assets – Genmab Group

2010	Leasehold improvements	Equipment, furniture and fixtures	Assets under construction	Total Tangible Assets
	DKK'000	DKK'000	DKK'000	DKK'000
Cost per January 1, 2010	42,838	134,759	986	178,583
Exchange rate adjustment	1,871	1,197	-	3,068
Additions for the year	281	7,053	2,776	10,110
Disposals for the year	(7,308)	(6,261)	-	(13,569)
Cost per December 31, 2010	37,682	136,748	3,762	178,192
Accumulated depreciation and impairment per January 1, 2010	(30,257)	(87,760)	(386)	(118,403)
Exchange rate adjustment	(1,346)	(894)	-	(2,240)
Depreciation for the year	(4,515)	(16,518)	-	(21,033)
Impairment for the year	(4,190)	(3,199)	-	(7,389)
Disposals for the year	7,184	5,119	-	12,303
Accumulated depreciation and impairment per December 31, 2010	(33,124)	(103,252)	(386)	(136,762)
Net book value per December 31, 2010	4,558	33,496	3,376	41,430
Net book value of assets under finance leases included above	-	11,453	-	11,453

2009	Land and buildings	Leasehold improvements	Manu- facturing equipment	Equipment, furniture and fixtures	Assets under construction	Total Tangible Assets
	DKK'000	DKK'000	DKK'000	DKK'000	DKK'000	DKK'000
Cost per January 1, 2009	727,103	54,303	202,044	156,347	11,265	1,151,062
Exchange rate adjustment	(13,042)	(407)	(3,625)	(824)	(119)	(18,017)
Additions for the year	834	557	2,711	10,923	1,753	16,778
Transfers between the classes	34	-	6,089	5,790	(11,913)	-
Disposals for the year	-	(11,615)	(899)	(7,531)	-	(20,045)
Transferred to assets classified as held for sale	(714,929)	-	(206,320)	(29,946)	-	(951,195)
Cost per December 31, 2009	-	42,838	-	134,759	986	178,583
Accumulated depreciation and impairment per January 1, 2009	(18,577)	(36,186)	(30,984)	(87,718)	-	(173,465)
Exchange rate adjustment	(2,152)	234	35	334	-	(1,549)
Depreciation for the year	(19,240)	(5,750)	(32,156)	(26,637)	-	(83,783)
Impairment for the year	(67,312)	-	(14,137)	(1,657)	(386)	(83,492)
Disposals for the year	-	11,445	351	7,409	-	19,205
Transferred to assets classified as held for sale	107,281	-	76,891	20,509	-	204,681
Accumulated depreciation and impairment per December 31, 2009	-	(30,257)	-	(87,760)	(386)	(118,403)
Net book value per December 31, 2009	-	12,581	-	46,999	600	60,180
Net book value of assets under finance leases included above	-	-	-	19,932	-	19,932

Please refer to note 19 for additional information regarding the impairments in 2009 and assets classified as held for sale.

Notes to the Financial Statements

9. Tangible Assets (continued) – Parent Company

2010	Leasehold improvements	Equipment, furniture and fixtures	Assets under construction	Total Tangible Assets
	DKK'000	DKK'000	DKK'000	DKK'000
Cost per January 1, 2010	14,077	20,389	986	35,452
Additions for the year	-	21	1,647	1,668
Disposals for the year	(6,733)	(2,838)	-	(9,571)
Cost per December 31, 2010	7,344	17,572	2,633	27,549
Accumulated depreciation and impairment per January 1, 2010	(8,461)	(11,479)	(386)	(20,326)
Depreciation for the year	(1,567)	(2,872)	-	(4,439)
Impairment for the year	-	(1,870)	-	(1,870)
Disposals for the year	6,631	2,636	-	9,267
Accumulated depreciation and impairment per December 31, 2010	(3,397)	(13,585)	(386)	(17,368)
Net book value per December 31, 2010	3,947	3,987	2,247	10,181
2009				
Cost per January 1, 2009	25,464	26,059	716	52,239
Additions for the year	228	204	270	702
Disposals for the year	(11,615)	(5,874)	-	(17,489)
Cost per December 31, 2009	14,077	20,389	986	35,452
Accumulated depreciation and impairment per January 1, 2009	(18,333)	(14,238)	-	(32,571)
Depreciation for the year	(1,573)	(3,087)	-	(4,660)
Impairment for the year	-	-	(386)	(386)
Disposals for the year	11,445	5,846	-	17,291
Accumulated depreciation and impairment per December 31, 2009	(8,461)	(11,479)	(386)	(20,326)
Net book value per December 31, 2009	5,616	8,910	600	15,126

Notes to the Financial Statements

10. Equity Interests in Subsidiaries

Genmab A/S (parent company) holds investments in the following subsidiaries:

Name	Domicile	Ownership and votes 2010	Ownership and votes 2009
Genmab B.V.	Utrecht, the Netherlands	100%	100%
Genmab MN, Inc.	Minnesota, USA	100%	100%
Genmab, Inc.	New Jersey, USA	100%	100%
Genmab Ltd.	London, United Kingdom	100%*	100%

* Genmab Ltd. is under liquidation as development activities have ceased in the UK.

Investments in subsidiaries are subject to a yearly assessment by the group's management for impairment indications and, if necessary, an impairment test is carried out.

2010

In 2010, an additional impairment of DKK 289 million related to the manufacturing facility owned by Genmab MN, Inc. was recognized mainly due a change of the fair value of the manufacturing facility. The impairment was allocated to intercompany loans with Genmab MN, Inc. The impairment is included in discontinued operation in the financial statements of the parent company.

The investment related to the subsidiary was written down in 2009 to zero (see below).

2009

In November 2009, Genmab announced that it intends to sell its manufacturing facility. The facility is owned by Genmab MN, Inc., and the decision to sell the facility triggered an impairment review of Genmab A/S' investment in Genmab MN, Inc.

The total impairment amounted to DKK 752 million, which was allocated to the carrying amount of Genmab A/S' investment (DKK 425 million) and intercompany loans in Genmab MN, Inc. (DKK 327 million). The impairment is included in discontinued operation in the financial statements of the parent company.

Notes to the Financial Statements

	Parent Company	
	2010	2009
	DKK'000	DKK'000
10. Equity Interests in Subsidiaries (continued)		
Cost per January 1	456,777	456,777
Additions for the year	-	-
Cost per December 31	456,777	456,777
Impairment per January 1	(425,463)	-
Impairment for the year	-	(425,463)
Impairment per December 31	(425,463)	(425,463)
Net book value per December 31	31,314	31,314

11. Inventories

2010

No impairments have incurred during 2010.

2009

As a result of the planned disposal of the manufacturing facility, raw materials and spare parts have been written down to net realizable value. The total impairment amounted to DKK 38 million and was included in the results of the discontinued operation.

Notes to the Financial Statements

	Genmab Group		Parent Company	
	2010	2009	2010	2009
	DKK'000	DKK'000	DKK'000	DKK'000
12. Receivables				
Receivables related to development agreements	36,213	76,914	36,213	76,914
Receivables from subsidiaries	-	-	681,064	698,205
Finance lease receivables from subsidiaries	-	-	17,937	24,942
Interest receivables	18,233	13,072	18,177	12,632
Tax receivable	456	-	-	-
Other receivables	22,793	26,836	11,096	13,699
Transferred to assets classified as held for sale	(5,094)	(5,155)	-	-
Total	72,601	111,667	764,487	826,392
Non-current receivables	7,174	7,915	252,638	474,577
Current receivables	65,427	103,752	511,849	351,815
Total	72,601	111,667	764,487	826,392

In 2010 and 2009, losses related to receivables were insignificant on group level. The credit risk on receivables is considered to be limited. Please refer to note 20 for additional information regarding receivables from subsidiaries and related impairments.

13. Marketable Securities

All marketable securities are classified as “financial assets at fair value through profit or loss” and are reported at fair value, determined as the year end listed price.

For financial instruments that are measured in the balance sheet at fair value, IFRS 7 for financial instruments requires disclosure of fair value measurements by level of the following fair value measurement hierarchy for:

- quoted prices (unadjusted) in active markets for identical assets or liabilities (Level 1)
- inputs other than quoted prices included within level 1 that are observable for the asset or liability, either directly (that is, as prices) or indirectly (that is, derived from prices) (Level 2)
- inputs for the asset or liability that are not based on observable market data (that is, unobservable inputs) (Level 3)

All fair market values are determined by reference to external sources using unadjusted quoted prices in established markets for our marketable securities (Level 1).

The statements for the group and the parent company are identical. Please refer to note 14 for additional details on our marketable securities.

Notes to the Financial Statements

13. Marketable Securities (continued)

	2010	2009
	DKK'000	DKK'000
Cost per January 1	847,726	1,915,108
Additions for the year	1,585,038	482,764
Disposals for the year	(881,413)	(1,550,146)
Cost per December 31	1,551,351	847,726
Fair value adjustment per January 1	(30,816)	(223,109)
Fair value adjustment for the year	27,774	192,293
Fair value adjustment per December 31	(3,042)	(30,816)
Net book value per December 31	1,548,309	816,910
Net book value in percentage of cost	100%	96%

As of December 31, 2010, the fair value adjustments (unrealized losses) amounted to DKK 3 million, with the net book value at 100% of cost compared to 96% as of December 31, 2009. The improvement is driven by the disposal of an investment held in Lehman Brothers in July 2010. The Lehman bond was written down to zero in 2008 resulting in a write-down of DKK 33 million.

Notes to the Financial Statements

13. Marketable Securities (continued)

Specification of the portfolio per December 31, 2010:

	Market value 2010	Average ratings Moody	Average effective duration	Share %	Market value 2009	Average ratings Moody	Average effective duration	Share %
	DKK'000				DKK'000			
Kingdom of Denmark bonds and treasury bills	135,786	Aaa	0.96	8%	64,804	Aaa	3.05	8%
Other Danish bonds	806,649	Aaa	1.23	51%	411,728	Aaa	1.26	50%
DKK portfolio	942,435	Aaa	1.19	59%	476,532	Aaa	1.51	58%
US government and federal agency notes	-	-	-	-	976	Aaa	0.68	0%
US corporate notes	-	-	-	-	2,505	Aa2	0.03	0%
USD portfolio	-	-	-	-	3,481	Aa3	0.21	0%
UK government bonds and treasury bills	240,305	Aaa	0.26	15%	-	-	-	-
GBP portfolio	240,305	Aaa	0.26	15%	-	-	-	-
European government bonds and treasury bills	414,080	Aaa	1.07	26%	119,248	Aaa	3.46	15%
European corporate bonds	-	-	-	0%	217,649	Aa1	1.37	27%
EUR portfolio	414,080	Aaa	1.07	26%	336,897	Aa3	2.11	42%
Total portfolio	1,596,820	Aaa	1.02	100%	816,910	Aa1	1.75	100%
Transferred to cash and cash equivalents	(48,511)				-			
Marketable securities	1,548,309				816,910			

Notes to the Financial Statements

14. Financial Risk

The financial risks of the Genmab group are managed centrally from the parent company. The overall risk management guidelines have been approved by the board of directors and include the group's foreign exchange and investment policy related to our marketable securities. The group's risk management guidelines are established to identify and analyze the risks faced by the Genmab group, to set the appropriate risk limits and controls and to monitor the risks and adherence to limits.

The primary objective of Genmab's investment activities is to preserve capital and ensure liquidity while at the same time maximizing the income derived from security investments without significantly increasing risk. Therefore, our investment policy includes among other items, guidelines and ranges for which investments (all of which are shorter-term in nature) are considered to be eligible investments for Genmab and which investment parameters are to be applied, including maturity limitations and credit ratings. In addition, specific diversification criteria and investment limits to minimize the future risk of loss resulting from over concentration of assets in a specific class, issuer, currency, country, or economic sector.

Currently, our marketable securities are administrated by two external Danish investment managers.

The guidelines and investment managers are reviewed regularly to reflect changes in market conditions, the group's activities and financial position.

The Audit Committee reviews how management monitors compliance with the group's risk management guidelines and the adequacy of the risk management guidelines to the risks and exposures faced by the Genmab group.

Group finance, which functionally reports to the CFO, is responsible for and establishes the accounting policies and procedures governing the valuation of the marketable securities and is responsible for ensuring that these comply with all relevant accounting standards.

The group has identified the following key financial risk areas, which are mainly related to our marketable securities portfolio:

- credit risk;
- currency exposure;
- interest rate risk; and
- capital management

All our marketable securities are traded in established markets. Given the current market conditions, all future cash inflows and re-investments of proceeds from the disposal of marketable securities are invested in highly liquid and conservative investments, such as government bonds with high credit ratings. As such we consider the liquidity risk to be at an acceptable and low level.

Credit Risk

To reduce our overall risk profile within our marketable securities, we sold our Euro-denominated portfolio in the second quarter of 2010. The proceeds were transferred to our Danish investment managers. Together with the proceeds received from the GSK amendment, the total proceeds were - during the second half of 2010 - invested in DKK, EUR and GBP highly liquid and short term bonds in accordance with our investment policy.

As of September 30, 2010, bank deposits are no longer fully guaranteed by the Danish Government. To reduce the credit risk on our bank deposits, Genmab only maintains the major part of its bank deposits in large Danish financial institutions. Currently, these financial institutions have a short term Moody's rating of P-1. In addition, Genmab will only maintain limited bank deposits at a level necessary to support the short term funding requirements of the Genmab group.

Notes to the Financial Statements

14. Financial Risk (continued)

To further manage and reduce credit risks on our securities, only securities from investment grade issuers are selectable for our portfolios. No issuer of marketable securities can be accepted if it is not assumed that the credit quality of the issuer would be at least equal to the rating shown below:

Category	S&P	Moody's	Fitch
Short-term	A-1	P-1	F-1
Long-term	A-	A3	A-

Our marketable securities are spread over a number of different securities. As of December 31, 2010, Genmab has only invested its cash in deposits with major Danish financial institutions, Danish mortgage bonds and notes issued by Danish and European governments.

The cash position is split between cash and cash equivalent and marketable securities as follows:

MDKK	2010	%	2009	%
Marketable securities	1,548	100%	817	64%
Cash, cash equivalents and bank overdrafts	(2)	0%	464	36%
	1,546	100%	1,281	100%

Cash and cash equivalents amounted to DKK (2) million including marketable securities with a maturity of 3 months or less on the date of acquisition of DKK 49 million and a short term bank overdraft of DKK 116 million related to the acquisition of bonds at the very end of the year that were settled a few days later at the beginning of January 2011.

Currency Exposure

As Genmab incurs income and expenses in a number of different currencies, the group is subject to a currency risk. Increases or decreases in the exchange rate of such foreign currencies against our functional currency, the DKK, can affect the group's results and cash position negatively or positively.

The most significant cash flows of the group are EUR, DKK, USD and GBP. Genmab maintains cash positions in all these major currencies. Our total marketable securities are invested in EUR (26%), DKK (59%), and GBP-denominated securities (15%), compared to 42%, 58%, and 0%, as of December 31, 2010 and December 31, 2009, respectively.

The following significant exchange rates have been applied during the year:

DKK	Average rate		Closing rate	
	2010	2009	2010	2009
1 EUR	7.448	7.446	7.454	7.442
1 USD	5.721	5.301	5.613	5.190
1 GBP	8.589	8.309	8.666	8.232

Notes to the Financial Statements

14. Financial Risk (continued)

Based upon the amount of assets and liabilities denominated in EUR, USD, and GBP as of December 31, 2010, 1% change in the EUR to DKK and a 10% change in both USD to DKK exchange rate and GBP to DKK exchange rate will impact our net financial items by approximately:

MDKK	2010		
	EUR	USD	GBP
Net exposure	388	397	231
Percentage change in exchange rate	1%	10%	10%
Net impact of change in exchange rate	3.9	39.7	23.1
	2009		
	EUR	USD	GBP
Net exposure	286	241	(32)
Percentage change in exchange rate	1%	10%	10%
Net impact of change in exchange rate	2.9	24.1	3.2

Accordingly, significant changes in exchange rates could cause our net result to fluctuate significantly. The USD currency exposure is mainly related to an intercompany loan between Genmab A/S and Genmab MN, Inc. and the GBP currency exposure is mainly related to marketable securities denominated in GBP. A portion of the proceeds received from GSK, as a part of the amendment signed in July 2010, has been kept in GBP to form a natural hedge for some of our future expenses denominated in GBP. Genmab's future funding commitment for the development of ofatumumab in oncology indications will be capped at a total of GBP 145 million (DKK 1,314 million at the date of the agreement), including a yearly cash funding cap of GBP 17 million (DKK 154 million at the date of the agreement) for each of the next six years starting with 2010.

As of December 31, 2010, no financial instruments, such as options or futures contracts, have been entered into to reduce the exposure to short-term changes in exchange rates.

The above analysis assumes that all other variables, in particular interest rates, remain constant.

The Genmab group holds a number of investments in foreign subsidiaries, where the translation of equity to DKK is exposed to foreign exchange risks. In addition, Genmab has granted one loan to a subsidiary which is classified as an addition to the net investment. Foreign exchange adjustments of this loan are recognized directly in other comprehensive income. The equity, including loan, classified as an addition to net investment, is distributed as follows: USD 92% (2009: 97%) and other currencies 8% (2009: 3%). The foreign subsidiaries are not significantly affected by currency risks as both income and expenses primarily are settled in the foreign subsidiaries' functional currencies.

Notes to the Financial Statements

14. Financial Risk (continued)

Interest Rate Risk

Genmab's exposure to interest rate risk is primarily ascribable to the positions of cash, cash equivalents, and marketable securities, as we currently do not have significant interest bearing debts.

The securities which the group has invested in bear interest rate risk, as a change in market derived interest rates may cause fluctuations in the fair value of the investments. In accordance with the objective of the investment activities, the portfolio of securities is monitored on a total return basis.

To control and minimize the interest rate risk, the group maintains an investment portfolio in a variety of securities with a relatively short effective duration.

As of December 31, 2010, the portfolio has an average effective duration of approximately one year (2009: 2 years) and no securities have more than 6 years (2009: 5 years), which means that a change in the interest rates of one percentage point will cause the fair value of the securities to change by approximately 1% (2009: 2%). Due to the short-term nature of the current investments and to the extent that we are able to hold the investments to maturity, we consider our current exposure to changes in fair value due to interest rate changes to be insignificant compared to the fair value of the portfolio.

The portfolio has generated the following yields for 2010 and 2009:

Portfolio	2010	2009
DKK	2.0%	5.8%
GBP*	0.1%	-
USD**	0.3%	3.2%
EUR (current portfolio)*	0.1%	-
EUR (previous portfolio)**	3.5%	21.9%

* Established in 2010

** Liquidated in 2010

The decrease in the yields compared to 2009 is driven by the transfer of funds into safer and more liquid assets and a general reduction in market interest rates.

Capital Management

The board of directors' policy is to maintain a strong capital base so as to maintain investor, creditor and market confidence, and a continuous advancement of Genmab's product pipeline and business in general.

Genmab is primarily financed through equity and partnership collaboration income and had as of December 31, 2010, cash, cash equivalents, and marketable securities of DKK 1,546 million compared to DKK 1,281 million as of December 31, 2009. The cash position supports the advancement of our overall mission and strategy to maximize our chances for success.

On July 1, 2010, we announced an amendment to the ofatumumab co-development and commercialization agreement between GSK and Genmab, which has improved our financial position and strength significantly.

To the extent possible, Genmab shall attempt to match the maturity and income from its investments in marketable securities with anticipated cash flow requirements.

Notes to the Financial Statements

14. Financial Risk (continued)

The adequacy of our available funds will depend on many factors, including scientific progress in our research and development programs, the magnitude of those programs, our commitments to existing and new clinical collaborators, our ability to establish commercial and licensing arrangements, our capital expenditures, market developments, and any future acquisitions. Accordingly, we may require additional funds and may attempt to raise additional funds through equity or debt financings, collaborative agreements with partners or from other sources.

The board of directors continuously assesses the share and capital structure to ensure that Genmab's capital resources support the strategic goals. There was no change in the group's approach to capital management procedures in 2010.

Neither Genmab A/S nor any of its subsidiaries are subject to externally imposed capital requirements.

Categories of Financial Assets and Liabilities

In accordance with IFRS, Genmab has divided its financial assets and liabilities in the following categories:

Category	Note	2010 DKK'000	2009 DKK'000
Financial assets at fair value through profit or loss			
Marketable securities	13	1,548,309	816,910
Cash and cash equivalents		48,511	-
Loans and receivables			
Receivables	12	72,601	111,667
Cash and cash equivalents		52,439	460,738
Assets classified as held for sale		17,836	8,863
Available-for-sale financial assets		365	468
Financial liabilities measured at amortized cost			
Lease liability	22	(17,937)	(24,942)
Accounts payable		(32,761)	(44,808)
Bank overdraft		(115,780)	-
Other liabilities	17	(110,315)	(344,245)
Liabilities classified as held for sale		(11,322)	(53,850)

The accounting policy for each of the categories is outlined in note 25.

Notes to the Financial Statements

	Genmab Group		Parent Company	
	2010	2009	2010	2009
	DKK'000	DKK'000	DKK'000	DKK'000
15. Provisions				
Provisions per January 1	12,066	4,707	9,696	4,707
Exchange rate adjustment	(1,482)	-	(1,498)	-
Additions during the year	19,431	12,989	19,431	5,425
Used during the year	(5,966)	(734)	(3,636)	(600)
Released during the year	(1,256)	-	(1,200)	-
Discounting	171	164	171	164
Transferred to liabilities classified as held for sale	-	(5,060)	-	-
Total	22,964	12,066	22,964	9,696
Non-current provisions	22,864	4,871	22,864	4,871
Current provisions	100	7,195	100	4,825
Total	22,964	12,066	22,964	9,696

Provisions include mainly contractual and restoration obligations related to our lease of offices and development activities.

16. Deferred Income

Deferred income reflects upfront payments received from our collaboration agreements with GSK and Lundbeck which will be recognized as revenues over the future years.

The deferred income is expected to be recognized in the income statement as outlined below. Deferred income related to the GSK and Lundbeck agreements will be recognized as revenues until 2015 and 2013, respectively. Please refer to note 1 for additional information regarding the determination of the amortization period.

The statements for the group and the parent company are identical.

	2010	2009
	DKK'000	DKK'000
To be recognized in the income statement:		
2010	-	222,307
2011	226,098	217,064
2012	226,098	-
2013	222,214	-
2014	207,454	-
2015	207,454	-
Total	1,089,318	439,371

Notes to the Financial Statements

	Genmab Group		Parent Company	
	2010	2009	2010	2009
	DKK'000	DKK'000	DKK'000	DKK'000
17. Other Liabilities				
Liabilities related to development agreements	33,108	236,745	33,108	236,745
Staff costs liabilities	56,646	87,069	18,570	51,965
Other liabilities	30,639	68,095	14,669	17,323
Corporate Tax Payable	343	2,374	-	-
Payable to subsidiaries	-	-	23,649	37,250
Transferred to liabilities held for sale	(10,421)	(50,038)	-	-
Total	110,315	344,245	89,996	343,283
Non-current other liabilities	42,213	3,172	34,056	1,606
Current other liabilities	68,102	341,073	55,940	341,677
Total	110,315	344,245	89,996	343,283

Other liabilities are measured at amortized cost and comprise mainly liabilities which are due less than one year from the balance sheet date. The carrying amount of the liabilities corresponds essentially to fair value.

The non-current other liabilities include DKK 33 million which is related to our collaboration with GSK. As a result of the amended agreement with GSK in July 2010, the amount is not expected to be settled before after the end of 2016.

Please refer to note 20 for additional information regarding payable to subsidiaries.

18. Warrants

Warrant Program

Genmab A/S has established warrant programs (equity-settled share-based payment transactions) as an incentive for all the group's employees, including those in our subsidiaries, members of the board of directors and members of the executive management.

Warrants are granted by our board of directors in accordance with authorizations given to it by Genmab's shareholders. Warrant grants are based on the merits of the individual grantee and no employee is automatically entitled to receive warrants simply by virtue of being employed at Genmab. Warrant grants to our board of directors and management are subject to guidelines adopted by the general meeting. The most recent warrant program was adopted by the board of directors in August 2004.

Under the terms of the recent warrant programs, warrants are granted at an exercise price equal to the share price on the grant date. According to Genmab's articles of association, the exercise price cannot be fixed at a lower price than the market price at the grant date.

The warrant programs contain anti-dilution provisions if changes occur in Genmab's share capital prior to the warrants being exercised.

Warrants Granted from August 2004

Under the most recent warrant program, effective from August 2004, warrants can be exercised from one year after the grant date. The warrant holder may, as a general rule, only exercise 25% of the warrants granted per full year of employment or affiliation with Genmab after the grant date. However, the warrant holder will be entitled to continue to be able to exercise all warrants on a regular schedule in instances where the employment is terminated by Genmab without the warrant holder providing a good reason to do so. All warrants lapse at the tenth anniversary of the grant date.

Notes to the Financial Statements

18. Warrants (continued)

In case of a change of control event as defined in appendix C to our articles of association, the warrant holder will immediately be granted the right to exercise all of his/her warrants regardless of the fact that such warrants would otherwise only become fully vested at a later point in time. Warrant holders who are no longer employed by or affiliated with us will, however, only be entitled to exercise such percentages as would otherwise have vested under the terms of the warrant program.

Warrants Granted Prior to August 2004

The remaining outstanding warrants under the preceding warrant program were exercised during the first quarter of 2009.

Assumptions

The fair value of each warrant granted during the year is calculated using the Black-Scholes pricing model with the following assumptions:

Weighted average	2010	2009
Fair value per warrant on grant date	30	78
Share price	55	165
Exercise price	55	165
Expected dividend yield	0%	0%
Expected stock price volatility	61%	50%
Risk-free interest rate	2%	3%
Expected life of warrants	6 years	6 years

The expected stock price volatility is based upon the historical volatility of Genmab's stock price.

The risk-free interest rate is determined as the interest rate on Danish government bonds (bullet issues) with a maturity of five years.

Based on an average fair value per warrant of DKK 30 (2009: DKK 78) the total fair value of warrants granted amounted to DKK 17 million (2009: 48 million) on the grant date.

Notes to the Financial Statements

18. Warrants (continued)

Warrant Activity

As of December 31, 2010, the board of directors has been authorized to grant a total of 12,221,263 (2009: 12,221,263) warrants since Genmab's inception.

In 2010, Genmab granted warrants 4 times (2009: 4). The total number of granted warrants amounts to 569,500 in 2010 (2009: 620,700).

The statements for the group and the parent company are identical.

	Number of warrants held by employees	Number of warrants held by the Executive Management	Number of warrants held by the Board of Directors	Total outstanding warrants	Weighted average exercise price DKK
Outstanding at December 31, 2008	2,974,975	620,000	1,382,000	4,976,975	236.28
Granted	295,700	145,000	180,000	620,700	164.55
Exercised	(18,313)	-	-	(18,313)	89.96
Expired incl. adjustment previous years	23,351	-	-	23,351	54.44
Cancelled	(165,830)	-	-	(165,830)	253.48
Transfers	65,000	-	(65,000)	-	-
Outstanding at December 31, 2009	3,174,883	765,000	1,497,000	5,436,883	227.05
Granted	156,000	225,000	188,500	569,500	55.14
Cancelled	(63,693)	-	-	(63,693)	308.58
Transfers	1,184,825	-	(1,184,825)	-	-
Outstanding at December 31, 2010	4,452,015	990,000	500,675	5,942,690	210.47

The number of warrants held by employees includes both current and former employees in Genmab. Please see note 21 for further information about the number of warrants held by the executive management and the board of directors.

As of December 31, 2010, the 5,942,690 outstanding warrants amounted to 13% of the share capital (2009: 12%). No warrants were exercised in 2010. For exercised warrants in 2009, the weighted average share price at the exercise date amounted to DKK 224.

Weighted Average Exercise Price

The following table summarizes the weighted average exercise price of outstanding warrants which was DKK 210.47 as of December 31, 2010 (2009: DKK 227.05).

Notes to the Financial Statements

18. Warrants (continued)

For warrants exercisable at year end, the weighted average exercise price is DKK 218.09 (2009: DKK 203.13). The table also shows the calculated Black-Scholes option valuation model value of outstanding warrants at year end.

Weighted average exercise of outstanding warrants at December 31, 2010

Exercise price DKK	Warrants exercisable from	Number of warrants outstanding	Weighted average remaining contractual life (in years)	Value of outstanding warrants at year end DKK	Number of warrants exercisable
	<u>Current Warrant Scheme</u>				
46.74	June 2, 2011	337,500	9.42	46.07	-
66.60	December 9, 2011	118,000	9.94	46.95	-
67.50	October 14, 2011	49,500	9.79	46.70	-
68.65	April 21, 2011	56,750	9.30	45.87	-
77.00	December 9, 2010	9,500	8.94	45.22	2,375
86.00	August 3, 2005	486,410	3.59	31.08	486,410
89.50	September 22, 2005	12,650	3.73	31.59	12,650
97.00	December 1, 2005	27,125	3.92	32.30	27,125
101.00	August 10, 2006	186,266	4.61	34.69	186,266
114.00	June 7, 2006	390,050	4.43	34.11	390,050
115.00	September 21, 2006	1,975	4.72	35.06	1,975
116.00	April 20, 2006	22,314	4.30	33.67	22,314
129.75	October 8, 2010	193,000	8.77	44.91	49,188
130.00	December 1, 2006	14,813	4.92	35.67	14,813
173.00	June 21, 2007	573,970	5.47	37.31	573,970
174.00	June 17, 2010	333,000	8.46	44.32	83,250
184.00	March 2, 2007	119,820	5.16	36.42	119,820
210.50	April 25, 2007	34,300	5.31	36.86	34,300
224.00	September 19, 2007	118,833	5.72	38.00	118,833
234.00	April 15, 2010	68,950	8.29	43.98	17,239
234.75	December 17, 2009	36,250	7.96	43.33	18,500
246.00	June 4, 2009	187,750	7.50	42.35	98,000
254.00	April 24, 2009	650,500	7.34	42.00	330,100
272.00	October 8, 2009	491,313	7.77	42.93	248,313
326.50	October 4, 2008	151,100	6.76	40.68	117,588
329.00	December 13, 2008	90,705	6.95	41.12	71,848
330.00	December 13, 2007	61,500	5.95	38.63	61,500
352.50	June 27, 2008	789,133	6.49	40.01	596,297
364.00	April 19, 2008	329,713	6.30	39.54	252,964
210.47		5,942,690	5.71	35.46	3,935,688

Notes to the Financial Statements

18. Warrants (continued)

Weighted average exercise of outstanding warrants at December 31, 2009

Exercise price	Warrants exercisable from	Number of warrants outstanding	Weighted average remaining contractual life (in years)	Value of outstanding warrants at year end	Number of warrants exercisable
DKK				DKK	
	<u>Current Warrant Scheme</u>				
77.00	December 9, 2010	12,500	9.94	56.50	-
86.00	August 3, 2005	486,412	4.59	41.03	486,412
89.50	September 22, 2005	12,650	4.73	41.57	12,650
97.00	December 1, 2005	27,125	4.92	42.30	27,125
101.00	August 10, 2006	186,266	5.61	44.83	186,266
114.00	June 7, 2006	390,050	5.43	44.21	390,050
115.00	September 21, 2006	1,975	5.72	45.23	1,975
116.00	April 20, 2006	22,314	5.30	43.74	22,314
129.75	October 8, 2010	199,750	9.77	56.14	-
130.00	December 1, 2006	14,813	5.92	45.87	14,813
173.00	June 21, 2007	573,970	6.47	47.65	431,410
174.00	June 17, 2010	335,000	9.46	55.47	-
184.00	March 2, 2007	119,820	6.16	46.69	89,886
210.50	April 25, 2007	34,300	6.31	47.16	24,054
224.00	September 19, 2007	119,487	6.72	48.41	90,669
234.00	April 15, 2010	69,450	9.29	55.09	-
234.75	December 17, 2009	36,250	8.96	54.34	9,625
246.00	June 4, 2009	197,500	8.50	53.24	51,625
254.00	April 24, 2009	654,250	8.34	52.85	167,900
272.00	October 8, 2009	497,500	8.77	53.89	126,067
326.50	October 4, 2008	162,400	7.76	51.36	84,075
329.00	December 13, 2008	97,755	7.95	51.86	52,990
330.00	December 13, 2007	61,500	6.95	49.10	47,003
352.50	June 27, 2008	790,258	7.49	50.62	402,336
364.00	April 19, 2008	333,588	7.30	50.10	174,577
227.05		5,436,883	7.32	49.78	2,893,822

Notes to the Financial Statements

19. Discontinued Operation

In November 2009, we announced a reorganization plan to build a sustainable business with the objective of matching resources to work-load now and in the future. As part of this strategy, Genmab intends to sell its manufacturing facility located in Brooklyn Park, Minnesota, USA. Genmab plans to meet its future manufacturing requirements through contract manufacturing vendors. The manufacturing environment has changed as contract manufacturing resources in the industry have become more available. This comes at a time when Genmab is anticipating limited short-term internal demand. The Brooklyn Park facility, which is ready for sale, is being kept in a validated state and will operate in a maintenance-only mode with a significantly reduced number of staff until a sale is agreed.

We have launched an active sales process and further details of the facility can be viewed at www.genmab-facility.com.

	2010	2009
	DKK'000	DKK'000
Result of discontinued operation		
Revenues	376	42,164
Expenses	(48,361)	(286,316)
	(47,985)	(244,152)
Impairments to fair value less cost to sell	(130,137)	(418,910)
Loss from operating activities	(178,122)	(663,062)
Financial income, net	11	228
Net loss before tax	(178,111)	(662,834)
Corporate tax	(28)	(28)
Total loss for the period	(178,139)	(662,862)
Basic and diluted net loss per share discontinued operation	(3.97)	(14.76)
Cash flows from (used in) discontinued operation		
Net cash used in operating activities	(98,127)	(146,767)
Net cash used in investing activities	-	(7,039)
Net cash used in discontinued operation	(98,127)	(153,806)
Assets and liabilities classified as held for sale		
Tangible assets	673,596	746,514
Receivables and prepayments	7,391	6,952
Cash and cash equivalents	12,742	3,708
Assets	693,729	757,174
Provisions	(1,137)	(5,060)
Accounts payable/Other liabilities	(11,322)	(53,850)
Liabilities	(12,459)	(58,910)
Net assets in discontinued operation	681,270	698,264

Notes to the Financial Statements

19. Discontinued Operation (continued)

Revenues include income related to external production of clinical material or similar services. Expenses include production costs for clinical material and research and development costs such as salary expenses and depreciation.

As a result of the planned disposal, the facility's assets were initially measured at the lower of the carrying amount and fair value less cost to sell. We estimated the fair value of the facility to be approximately USD 150 million less sales related costs of approximately USD 5 million, resulting in a fair value less cost to sell of approximately USD 145 million, which resulted in a non-cash impairment charge of approximately DKK 419 million in 2009.

In September 2010, an additional non-cash impairment charge of approximately DKK 130 million was recognized as a result of changed market conditions. The fair value less cost to sell has been reduced from approximately USD 145 million to USD 120 million as of September 30, 2010. Sales related costs are still estimated to approximately USD 5 million.

The above impairments are included in the result of the discontinued operation. The total impairment is allocated on a pro rata basis on the respective carrying amounts of the facility's non-current assets and was allocated as follows:

MDKK	2010	2009
Goodwill	-	298
Land and buildings	106	67
Manufacturing equipment	23	14
Equipment, furniture, and fixtures	1	2
Impairment of non-current assets	130	381
Inventories, see note 11	-	38
Total impairment	130	419

Please refer to note 10 for information regarding the impairment related to the financial statements of the parent company.

The net cash used in the operating activities in 2010 was related to the settlement of liabilities from the reorganization plan in November 2009 and ongoing operating expenses.

Notes to the Financial Statements

20. Related Party Disclosures

Genmab's related parties are:

- the parent company's subsidiaries
- companies in which members of the parent company's board of directors, executive management, and close members of the family of these persons exercise significant influence
- the parent company's board of directors, executive management, and close members of the family of these persons

The Parent Company's Transactions with Subsidiaries

Genmab B.V., Genmab MN, Inc., Genmab, Inc., and Genmab Ltd. are 100% owned subsidiaries of Genmab A/S and are included in the consolidated financial statements. They primarily perform research and development and manufacturing activities on behalf of the parent company. All intercompany transactions have been eliminated in the consolidated financial statements of the Genmab group.

	Parent Company	
	2010	2009
	DKK'000	DKK'000
Transactions with subsidiaries:		
Service fee costs	269,530	(286,853)
Costs related to the antibody clinical material	-	(134,249)
Warrant compensation expenses - invoiced to subsidiaries	49,035	65,320
Financial income	82,039	74,837
Financial expenses	(91)	(143)
Impairment of Genmab MN, Inc., cf. note 10	288,617	752,201
Balances with subsidiaries:		
Non-current receivables (including impairment of TDKK 615,355)	266,551	495,666
Current receivables	432,450	227,481
Other current liabilities	(23,649)	(37,250)

Companies in which Members of the Parent Company's Board of Directors, Executive Management, and Close Members of the Family of These Persons Exercise Significant Influence

In 2010 we entered into a collaboration with Lundbeck under which Genmab will create novel human antibodies to three targets identified by Lundbeck. As Deputy Chairman Anders Gersel Pedersen is member of Lundbeck's executive management, Lundbeck is considered as a related party.

Under the terms of the agreement, Genmab received an upfront payment of EUR 7.5 million (approximately DKK 56 million). The upfront payment was deferred and recognized in the income statement as revenue on a straight line basis over a three year period.

Lundbeck will fully fund the development of the antibodies and during 2010 Lundbeck has reimbursed cost of DKK 2 million. The amount is included in revenues.

The Parent Company's Transactions with the Board of Directors and Executive Management

Genmab has not granted any loans, guarantees, or other commitments to or on behalf of any of the members in the board of directors and executive management.

Other than the remuneration and other transactions relating to the board of directors and executive management described in note 21, no other significant transactions have taken place with the board of directors or the executive management during 2009 and 2010.

Notes to the Financial Statements

20. Related Party Disclosures (continued)

At the 2008 annual general meeting, a general guideline for incentive programs for the board of directors and the executive management pursuant to section 139 of the Danish Companies Act was adopted. The guideline can be found in its full length on our website.

All incentive payments have been carried out in accordance with the 2008 adopted guidelines for incentive programs. Changes to the guidelines will be considered in connection with the Annual General Meeting in 2011.

21. Remuneration of the Board of Directors and Executive Management

For further information about the board of directors and the executive management, please refer to the sections "Board of Directors" and "Senior Management" in the annual report.

Remuneration to the Board of Directors

	Base board fee	Fee Committees	Warrant compensation expenses***	2010	Base board fee	Fee Committees	Warrant compensation expenses***	2009
	DKK'000				DKK'000			
Michael Widmer	513	79	2,145	2,737	452	60	3,184	3,696
Anders Gersel Pedersen	256	80	1,072	1,408	226	66	1,592	1,884
Karsten Havkrog Pedersen	256	105	1,072	1,433	226	107	1,592	1,925
Ernst Schweizer *	-	-	-	-	111	-	2,557	2,668
Burton G. Malkiel	256	142	1,419	1,817	226	118	2,224	2,568
Hans Henrik Munch-Jensen	256	125	1,419	1,800	226	112	2,224	2,562
Daniel Bruno **	191	-	54	245	-	-	-	-
Tom Vink **	191	-	54	245	-	-	-	-
Nedjad Losic **	191	-	54	245	-	-	-	-
	2,110	531	7,289	9,930	1,467	463	13,373	15,303

* Retired in 2009.

** Employee representatives elected in 2010.

*** The warrant compensation expense in the tables above includes the amortization of the warrant expense relating to warrants granted over several periods, including a portion of the warrants granted in the year of the report. The Black Scholes value of the 68,500 (2009: 60,000) warrants granted to the current members of the Board of Directors in 2010 was DKK 2 million (2009: DKK 5 million).

Remuneration of the board of directors comprised of a fixed board fee and additional fees for the board committee obligations. The fees are denominated in USD.

In addition, the members of the board of directors participate in Genmab's warrant programs. According to our general guidelines for incentive programs, a new member of the board of directors is granted up to 50,000 warrants upon election. In addition, the members of the board of directors are usually granted up to 40,000 warrants on an annual basis dependent on the financial results of the year in question, the progress of our product pipeline, as well as specific major important events. Please refer to note 18 regarding information about Genmab's warrant program.

As of December 31, 2010 the warrants that were vested for the current board members do not hold any intrinsic value (out-of-the-money) as the exercise price of these warrants exceed the share price.

The statement for the group and the parent company are identical.

Notes to the Financial Statements

21. Remuneration of the Board of Directors and Executive Management (continued)

Remuneration to the Executive Management

	Base salary	Cash bonus	Defined contribution plans	Other Benefits	Severance payment	Warrant compensation expenses**	2010	
							Genmab Group	Parent Company***
							DKK'000	DKK'000
Jan van de Winkel	4,444	3,547	584	224	-	8,476	17,275	1,292
David A. Eatwell	2,744	1,226	95	-	-	4,983	9,048	758
Lisa N. Drakeman*	2,714	-	127	-	22,843	25,046	50,730	4,569
	9,902	4,773	806	224	22,843	38,505	77,053	6,619

	Base salary	Cash bonus	Defined contribution plans	Other Benefits	Severance payment	Warrant compensation expenses**	2009	
							Genmab Group	Parent Company***
							DKK'000	DKK'000
Jan van de Winkel	4,061	820	573	202	-	12,473	18,129	406
David A. Eatwell	2,083	660	88	-	-	5,453	8,284	5,660
Lisa N. Drakeman	5,007	1,011	118	143	-	20,983	27,262	21,484
	11,151	2,491	779	345	-	38,909	53,675	27,550

* Departed in 2010.

** The warrant compensation expense in the tables above includes the amortization of the warrant expense relating to warrants granted over several periods, including a portion of the warrants granted in the year of the report. The Black Scholes value of the warrants granted in 2010 for Jan van de Winkel and David Eatwell were DKK 4 million (2009: DKK 6 million), and DKK 3 million (2009: DKK 6 million) respectively. In 2010 the warrant compensation expenses also included DKK 18 million which were expensed in connection with the departure of Genmab's former CEO.

*** Included base salary and other remuneration of DKK 3 million (2009: DKK 1 million) and warrant compensation expenses of DKK 4 million (2009: DKK 26 million).

Remuneration of the executive management team, which at the end of 2010 consists of the President & Chief Executive Officer and Executive Vice President & Chief Financial Officer, comprised base salary, cash bonus, non-monetary benefits such as company car, telephone etc. and participation in Genmab's defined contribution pension plans. The base salary and related benefits are denominated in EUR and USD.

In addition, the members of the management team participate in Genmab's warrant programs. According to our general guidelines for incentive programs, a new member of the executive management is usually granted warrants upon engagement. In addition the members of the executive management may be granted a predetermined maximum number of warrants annually in recognition of performance against strategic objectives established with the Board of Directors and as an incentive to increase the future value of the company. Please refer to note 18 regarding information about Genmab's warrant program.

As of December 31, 2010 the warrants that were vested for the current executive management do not hold any intrinsic value (out-of-the-money) as the exercise price of these warrants exceed the share price.

Notes to the Financial Statements

21. Remuneration of the Board of Directors and Executive Management (continued)

Bonus Program

The bonus program for the members of executive management is based on the achievement of predetermined and well-defined milestones for each financial year as set by the board of directors. Currently, the executive management may receive a maximum annual bonus of 60% to 100% of their base salaries. In addition, the executive management may receive an extraordinary bonus of a maximum up to 15% of their annual base salaries, based on the occurrence of certain special events or achievements. The bonus programs may enable the executive management to earn a bonus per calendar year of up to an aggregate amount of approximately DKK 6 million (annual) and DKK 1 million (extraordinary) for all current members of the executive management. In 2010, the current executive management team has received a total cash bonus of DKK 5 million (2009: DKK 1.5 million).

Severance Payments

The service agreements with each member of the executive management team may be terminated by Genmab with no less than 12 months' notice and by the executive with no less than six months' notice. In the event Genmab terminates the service agreement without cause, Genmab is obliged to pay the executive officer his/her existing salary for one or two years.

Please refer to the Directors Report section regarding the potential impact in the event of change of control of Genmab.

Number of ordinary shares owned and warrants held

The statement for the group and the parent company are identical.

Number of ordinary shares owned

	December 31, 2009	Acquired	Sold	Transfers	December 31, 2010	Market value* DKK'000
Board of Directors						
Michael Widmer	-	-	-	-	-	-
Anders Gersel Pedersen	-	-	-	-	-	-
Karsten Havkrog Pedersen	-	-	-	-	-	-
Burton G. Malkiel	-	-	-	-	-	-
Hans Henrik Munch-Jensen	300	-	-	-	300	19,650
Lisa N. Drakeman***	361,040	-	-	(361,040)	-	-
Daniel Bruno***	-	-	-	-	-	-
Tom Vink***	-	-	-	-	-	-
Nedjad Losic***	-	-	-	800	800	52,400
	361,340	-	-	(360,240)	1,100	72,050
Executive Management						
Jan van de Winkel	120,000	-	-	-	120,000	7,860,000
David A. Eatwell	-	-	-	-	-	-
Lisa N. Drakeman, see above ***	-	-	-	-	-	-
	120,000	-	-	-	120,000	7,860,000
Total	481,340	-	-	(360,240)	121,100	7,932,050

Notes to the Financial Statements

21. Remuneration of the Board of Directors and Executive Management (continued)

Number of warrants held

	December 31, 2009	Granted	Exercised	Transfers	December 31, 2010	Fair value** DKK'000	Weighted average exercise price DKK
Board of Directors							
Michael Widmer	144,000	15,000	-	-	159,000	6,231	191.66
Anders Gersel Pedersen	72,000	7,500	-	-	79,500	3,116	191.66
Karsten Havkrog Pedersen	72,000	7,500	-	-	79,500	3,116	191.66
Burton G. Malkiel	62,000	7,500	-	-	69,500	2,893	284.06
Hans Henrik Munch-Jensen	62,000	7,500	-	-	69,500	2,893	284.06
Lisa N. Drakeman***	1,085,000	120,000	-	(1,205,000)	-	-	-
Daniel Bruno***	-	7,500	-	11,000	18,500	832	114.95
Tom Vink***	-	7,500	-	2,925	10,425	462	82.03
Nedjad Losic***	-	8,500	-	6,250	14,750	605	81.25
	1,497,000	188,500	-	(1,184,825)	500,675	20,148	208.94
Executive Management							
Jan van de Winkel	590,000	120,000	-	-	710,000	28,028	174.38
David A. Eatwell	175,000	105,000	-	-	280,000	12,427	154.47
Lisa N. Drakeman, see above***	-	-	-	-	-	-	-
	765,000	225,000	-	-	990,000	40,455	168.75
Total	2,262,000	413,500	-	(1,184,825)	1,490,675	60,603	182.25

* Market value is based on a the closing price of the parent company's shares on the NASDAQ OMX Copenhagen at the balance sheet date or the last trading day prior to the balance sheet date.

** Fair value is based on the Black-Scholes pricing model at year end.

*** In June, we announced that three Genmab employees were elected to the company's Board of Directors. In addition, we announced that Lisa N. Drakeman departed from her position as Chief Executive Officer and as a member of the board of directors of Genmab. Therefore, her outstanding shares and warrants are not included in the list of outstanding shares and warrants as of December 31, 2010. The reclassification of her shares and warrants are shown in the table below in the transfer column.

The Black Scholes value of the 68,500 warrants granted to the current members of the Board of Directors in 2010 was DKK 2 million and the Black Scholes value of the warrants granted to Jan van de Winkel and David Eatwell was DKK 4 million and DKK 3 million respectively.

Notes to the Financial Statements

22. Commitments

Guarantees and Collaterals

The group has, through a bank deposit, established a bank guarantee of DKK 3 million (2009: DKK 4 million) relating to the lease of an office building. In the separate financial statements of the parent company, no such guarantees have been established.

In connection with a payment of proceeds from a sale of a tangible asset, the group may under certain circumstances be obligated to repay a part of the sales proceeds until June 30, 2011. The amount to be repaid will be reduced during the period and amounts to DKK 1 million as of December 31, 2010 (2009: DKK 2 million).

The management does not expect to repay the amount. In the separate financial statements of the parent company, no such contingent liability exists.

Operating Leases

The group has entered into operating lease agreements with respect to office space, cars, and office equipment.

The leases are non-cancelable for various periods up to 2014.

Future minimum payments under our operating leases as of December 31, 2010, are as follows:

	Genmab Group		Parent Company	
	2010	2009	2010	2009
	DKK'000	DKK'000	DKK'000	DKK'000
Payment due				
Within 1 year	22,389	26,299	9,559	8,997
From 1 to 5 years	53,372	65,338	15,384	21,364
After 5 years	-	9,398	-	-
Total	75,761	101,035	24,943	30,361
Expenses recognized in the income statement	22,708	40,023	7,734	20,841

Finance Leases

The parent company and the group have entered into finance lease contracts, primarily with respect to laboratory equipment. All finance lease contracts in the Dutch subsidiary (lessee) have been entered into by Genmab A/S (lessor). Therefore, the statements for the group and the parent company are identical.

This arrangement is neutral to the parent company, as all terms and conditions of the lease agreement are passed on to the subsidiary on the same terms as from the external lessor. As a result, Genmab A/S has lease receivables from the subsidiary totaling DKK 18 million (2009: DKK 25 million). All finance lease commitments recorded in the separate financial statements of the parent company are fully reflected in subleases entered into with the subsidiary Genmab B.V.

The average effective interest rate in the parent company's and the group's lease arrangements are approximately 4.6% (2009: 4.5%).

Notes to the Financial Statements

22. Commitments (continued)

Future minimum lease payments under such finance leases and the net present value are as follows:

	2010	2009
	DKK'000	DKK'000
Minimum lease payments		
Within 1 year	6,791	8,987
From 1 to 5 years	12,458	18,262
	19,249	27,249
Future finance charges	(1,312)	(2,307)
Total	17,937	24,942
Net present value of future payments		
Within 1 year	6,091	7,004
From 1 to 5 years	11,846	17,938
Total	17,937	24,942
Fair value	17,986	25,054

Other Purchase Obligations

The parent company and the group have entered into a number of agreements primarily related to research and development activities carried out by Genmab. Under the current development plans, the contractual obligations amounted to DKK 95 million (2009: DKK 189 million). In the parent company, the contractual obligations amounted to DKK 94 million (2009: DKK 189 million).

23. Contingent Assets, Contingent Liabilities and Subsequent Events

Contingent Assets and Contingent Liabilities

We are entitled to potential milestone payments and royalties on successful commercialization of products developed under license and collaboration agreements with our partners. Since the size and timing of such payments are uncertain until the milestones are reached, the agreements may qualify as contingent assets. However, it is impossible to measure the value of such contingent assets, and, accordingly, no such assets have been recognized.

As part of the license and collaboration agreements that Genmab has entered into, once a product is developed and commercialized, Genmab will be required to make milestone and royalty payments. It is impossible to measure the value of such future payments, but Genmab expects to generate future income from such products which will exceed any milestone and royalty payments due.

Subsequent Events

Apart from the events disclosed elsewhere in the annual report, no events have occurred after the balance sheet date, which require recognition in our 2010 financial statements or disclosure in the annual report.

Notes to the Financial Statements

	Genmab Group		Parent Company	
	2010	2009	2010	2009
	DKK'000	DKK'000	DKK'000	DKK'000
24. Fees to Auditors Appointed at the Annual General Meeting				
PricewaterhouseCoopers				
Audit services	1,373	1,482	866	815
Audit-related services	147	724	102	702
Tax services	706	988	493	71
Other services	10	33	10	33
Total fees	2,236	3,227	1,471	1,621

Notes to the Financial Statements

25. Accounting Policies

BASIS OF PRESENTATION

The financial statements have been prepared in accordance with International Financial Reporting Standards as issued by the International Accounting Standards Board (IASB), and with the International Financial Reporting Standards as endorsed by the EU and additional Danish disclosure requirements for annual reports of listed companies.

The financial statements have been prepared under the historical cost convention, as modified by the revaluation of available-for-sale financial assets, and financial assets and financial liabilities (including derivative financial instruments) at fair value through profit or loss.

Non-current assets classified as held for sale are measured at the lower of the carrying amount before the changed classification and fair value less cost to sell.

Fair values have been determined for measurement and/or disclosure purposes. When applicable, further information about the assumptions made in determining fair values is disclosed in the notes specific to that asset or liability.

FUNCTIONAL AND PRESENTATION CURRENCY

The financial statements have been prepared in Danish Kroner (DKK), which is the functional and presentation currency of the parent company. All financial information presented in DKK has been rounded to the nearest thousand.

NEW ACCOUNTING POLICIES AND DISCLOSURES

The International Accounting Standards Board (IASB) has issued and updated, and the EU has endorsed, a number of new and existing standards. Effective from January 1, 2010, Genmab has applied the following standards and interpretations with relevance for Genmab:

- IFRS 3, “Business Combinations” and related revisions to IAS 27, “Consolidated and Separate Financial Statements”
- IASB’s Annual Improvements to IFRSs (issued by IASB in April 2009) which among others include amendments of IFRS 2, 5, 8, IAS 7, 18, 36, 38 and IFRIC 16
- Amendments to IFRS 2, “Share-based Payment”

The implementation of the standards and interpretations did not have any material impact on the financial position and performance of the group. IFRS 3 has effect from acquisitions carried out after January 1, 2010. No acquisitions have been made in 2010 and the accounting policies only outline the practice for historical acquisitions carried out prior to January 1, 2010.

CONSOLIDATED FINANCIAL STATEMENTS

The consolidated financial statements include Genmab A/S (the parent company) and subsidiaries in which the parent company directly or indirectly exercises a controlling interest through

shareholding or otherwise. Accordingly, the consolidated financial statements include Genmab A/S, Genmab MN, Inc., Genmab B.V., Genmab, Inc., and Genmab Ltd. (collectively referred to as the Genmab group or group).

The group’s consolidated financial statements have been prepared on the basis of the financial statements of the parent company and subsidiaries – prepared under the group’s accounting policies – by combining similar accounting items on a line-by-line basis. On consolidation, intercompany income and expenses, intercompany receivables and payables, and unrealized gains and losses on transactions between the consolidated companies are eliminated.

There was no change in the scope of consolidation during 2010.

The recorded value of the equity interests in the consolidated subsidiaries is eliminated with the proportionate share of the subsidiaries’ equity. Subsidiaries are consolidated from the date when control is transferred to the group.

The income statements for subsidiaries with a different functional currency than the group presentation currency are translated into the group’s presentation currency at the year’s weighted average exchange rate, and the balance sheets are translated at the exchange rate in effect at the balance sheet date. Exchange rate differences arising from the translation of foreign subsidiaries shareholders’ equity at the beginning of the year and exchange rate differences arising as a result of foreign subsidiaries’ income statements being translated at average exchange rates are recorded in translation reserves in shareholders’ equity.

BUSINESS COMBINATIONS – ACQUIRED BEFORE JANUARY 1, 2010

Entities acquired or formed during the year were recognized in the consolidated financial statements from the date of acquisition or formation. The acquisition date was the date when Genmab obtains control of the acquired subsidiary.

The purchase method is used for acquisitions of new subsidiaries. The cost of a business combination comprises the fair value of the consideration agreed upon and costs directly attributable to the acquisition.

The acquired entities’ identifiable assets, liabilities, and contingent liabilities were measured at fair value at the acquisition date. Identifiable intangible assets were recognized if they were separable or arise from a contractual right and the fair value could be reliably measured. Deferred tax on revaluations was recognized.

Any excess of the cost over the fair value of the identifiable assets, liabilities, and contingent liabilities acquired was recognized as goodwill under intangible assets.

Goodwill was not amortized but was tested annually for impairment. The first impairment test was performed before the end of the acquisition year.

Notes to the Financial Statements

25. Accounting Policies (continued)

Upon acquisition, goodwill was allocated to the cash-generating units, which subsequently formed the basis for the impairment test.

Goodwill and fair value adjustments in connection with the acquisition of a foreign subsidiary with a functional currency other than the presentation currency used in the Genmab group were treated as assets and liabilities belonging to the foreign subsidiary and translated into the foreign subsidiary's functional currency at the exchange rate at the transaction date.

If uncertainties regarding measurement of acquired identifiable assets, liabilities, and contingent liabilities existed at the acquisition date, initial recognition took place on the basis of preliminary fair values. If identifiable assets, liabilities and contingent liabilities were subsequently determined to have a different fair value at the acquisition date from that first assumed, goodwill was adjusted up until 12 months after the acquisition. The effect of the adjustments was recognized in the opening balance of equity, and the comparative figures were adjusted accordingly.

Subsequently, goodwill was only adjusted as a result of changes in estimates of contingent purchase considerations, except in cases of material error. Changes in estimates related to contingent purchase were recognized in the income statement. However, subsequent realization of the acquired subsidiary's deferred tax assets not recognized at the acquisition date will require recognition of the tax benefit in the income statement and simultaneous write-down of the carrying amount of goodwill to the amount which would have been recognized if the deferred tax asset had been recognized as an identifiable asset at the acquisition date.

FOREIGN CURRENCY

Transactions in foreign currencies are translated at the exchange rates in effect at the date of the transaction.

Exchange rate gains and losses arising between the transaction date and the settlement date are recognized in the income statement as financial items.

Unsettled monetary assets and liabilities in foreign currencies are translated at the exchange rates in effect at the balance sheet date. Exchange rate gains and losses arising between the transaction date and the balance sheet date are recognized in the income statement as financial items.

INCOME STATEMENT

Revenues

Revenues comprise mainly milestone and upfront payments, royalties, government grants, and other income from research and development agreements.

Revenues are recognized when it is probable that future economic benefits will flow to the group and these benefits can be measured reliably. Further, revenue recognition requires that all significant risks and rewards of ownership of the goods included in the transaction have been transferred to the buyer.

Upfront payments including any share premiums related to equity investments that are deemed attributable to subsequent research and development work are recognized as deferred income and recognized as revenue over the planned development period.

Milestone payments related to reaching particular stages in product development are recognized immediately if a separate earnings process relative to the milestone payment has been completed and achieved.

Royalty income from licenses is based on third-party sales of licensed products and is recognized in accordance with contract terms when third-party results are available and are deemed to be reliable.

Other income received from our collaborations for separate research and development services are recognized as revenues when the related services are performed.

Research and Development Costs

Research and development costs primarily include salary and related expenses, license costs, manufacturing costs, clinical costs, amortization of licenses and rights, and depreciation and impairment of intangible and tangible assets; to the extent that such costs are related to the group's research and development activities.

Both research and development costs are recognized in the income statement in the period to which they relate. Please see note 1 for a more detailed description.

General and Administrative Expenses

General and administrative expenses relate to the administration of the group, including depreciation and impairment of intangible and tangible assets; to the extent such expenses are related to the administrative functions. General and administrative expenses are recognized in the income statement in the period to which they relate.

Share-Based Compensation

The parent company has granted warrants to employees and the board of directors under various warrant programs. For warrants granted after November 7, 2002, the group applies IFRS 2, according to which the fair value of the warrants at grant date is recognized as an expense in the income statement over the vesting period. A corresponding amount is recognized in shareholders' equity as the warrant program is designated as an equity-settled share-based payment transaction.

Warrants granted prior to November 7, 2002, are not covered by IFRS 2.

Expenses and exercise proceeds related to employees in the subsidiaries are re-invoiced to the relevant subsidiary where the employee has entered an employment contract.

Financial Income and Expenses

Financial income and expenses include interest as well as realized and unrealized exchange rate adjustments and realized and

Notes to the Financial Statements

25. Accounting Policies (continued)

unrealized gains and losses on marketable securities (designated as fair value through profit and loss), realized gains and losses and write-downs of other securities and equity interests (designated as available-for-sale financial assets), and realized and unrealized gains and losses on derivative financial instruments.

Interest and dividend income are shown separately from gains and losses on marketable securities and other securities and equity interests.

Exchange rate adjustments of balances with foreign subsidiaries, which are considered part of the total net investment in the subsidiary, are recognized in the income statement of the parent company.

Corporate Tax

Corporate tax expense, which consists of current tax and the adjustment of deferred taxes for the year, is recognized in the income statement to the extent that the tax is attributable to the net result for the year. Tax attributable to entries directly related to shareholders' equity is recognized in other comprehensive income.

Current tax liabilities include taxes payable based on the expected taxable income for the year and any adjustments to prior years' tax expense as recorded in the income statement. Any current tax liabilities are recognized in other liabilities in the balance sheet.

Any prepaid taxes are recognized in other receivables in the balance sheet.

BALANCE SHEET

Non-current Assets

Goodwill

Goodwill is initially recognized in the balance sheet at cost as described under "Business Combinations". Goodwill is not amortized but tested annually for impairment and measured at cost less accumulated impairment losses. Impairment losses on goodwill are not reversed.

Based on management and financial structure goodwill is allocated to the group's cash-generating units that are expected to benefit from the business combination.

Licenses and Rights

Licenses and rights are initially measured at cost and include the net present value of any future payments. The net present value of any future payments is recognized as a liability.

Genmab acquires licenses and rights, primarily to get access to targets identified by third parties.

Licenses and rights are amortized using the straight-line method over the estimated useful life of five years.

Amortization, impairment losses, and gains or losses on the disposal of intangible assets are recognized in the income statement as research and development costs, general and administrative expenses or as discontinued operation, as appropriate.

Tangible Assets

Tangible assets are mainly comprised of land and buildings, manufacturing equipment and fixtures, and fittings which are measured at cost less accumulated depreciation and any impairment losses.

The cost is comprised of the acquisition price and direct costs related to the acquisition until the asset is ready for use. The present value of estimated liabilities related to restore our offices in connection with the termination of the lease is added to the cost if the liabilities are provided for. The costs incurred are capitalized until the facilities are completed. Costs include direct costs, salary related expenses, and costs to subcontractors.

Depreciation, which is stated at cost net of any residual value, is calculated on a straight-line basis over the expected useful lives of the assets, which are as follows:

Buildings	30 years
Manufacturing equipment	7 years
Equipment, furniture and fixtures	3-5 years
Computer equipment	3 years
Leasehold improvements	5 years
	or the lease term, if shorter

The useful lives and residual values are reviewed and adjusted if appropriate on a yearly basis. Land and assets under construction are not depreciated.

Depreciation, impairment losses, and gains or losses on the disposal of tangible assets are recognized in the income statement as research and development costs, general and administrative expenses, or as discontinued operation as appropriate.

Equity Interests in Subsidiaries

In the separate financial statements of the parent company Genmab A/S, equity interests in subsidiaries are recognized and measured at cost. Equity interests in foreign currencies are translated to the reporting currency by use of historical exchange rates prevailing at the time of investment. The cost is written down to the recoverable amount if this is lower.

Distributions from the investment are recognized as income when declared. An impairment test is performed if a distribution exceeds the current period's comprehensive income or the subsidiary exceeds the carrying amount of the net assets of the subsidiary in the consolidated financial statements.

Other Securities and Equity Interests

Other securities and equity interests include investments which have been acquired for long-term strategic holding. The financial assets have been designated as "available-for-sale" financial assets, as the group's management intends to hold these investments for an indefinite period of time. However, the assets can be sold if the group's business strategy changes. The group's manage-

Notes to the Financial Statements

25. Accounting Policies (continued)

ment assesses the classification of financial assets at the time of acquisition.

Other securities and equity interests are measured at fair value at the balance sheet date. The fair value for listed shares is the listed price and the estimated value of unlisted securities based on observable market data and recognized valuation methods.

Realized gains and losses are recognized in the income statement as financial items, whereas unrealized gains and losses are recognized in other comprehensive income. Transactions are recognized at trade date.

Impairment losses on available-for-sale financial assets are recognized by transferring the cumulative loss that was recognized in other comprehensive income.

If, in a subsequent period, the fair value of an impaired available-for-sale financial asset recovers, the adjustment is recognized in other comprehensive income.

Impairment of Non-Current Assets

If circumstances or changes in Genmab's operations indicate that the carrying amount of goodwill together with the other non-current assets in the cash-generating unit to which goodwill is allocated may not be recoverable, management reviews the asset for impairment.

The basis for the review is the recoverable amount of the assets, determined as the greater of the fair value less cost to sell or its value in use. Value in use is calculated as the net present value of future cash inflow generated from the asset.

If the carrying amount of an asset is greater than the recoverable amount, the asset is written down to the recoverable amount. An impairment loss is recognized in the income statement when the impairment is identified.

CURRENT ASSETS

Inventories

Inventories are comprised of raw materials, work in progress, and finished goods related to antibody clinical trial material (antibodies). As a result of the planned disposal of the manufacturing facility, Genmab will no longer produce antibodies internally but will instead purchase these from external contract manufacturers in the future.

Inventories are measured at the lower of cost and net realizable value.

As of December 31, 2010, no antibodies produced for third parties are capitalized (work-in-progress and finished goods).

Raw materials are capitalized until they are released for the use in production of antibodies for our own clinical trials or for the production of antibodies to third parties.

Antibody Clinical Trial Material Produced for Third Parties

Antibody clinical trial material (antibodies) produced for third parties are measured using the FIFO method and at the lower of cost and the net realizable value.

Raw materials are measured at standard cost, comprising most recent purchase price plus delivery costs. Finished goods and work in progress are measured at cost, comprising the cost of raw materials, consumables, direct wages and salaries, and indirect production overheads. Indirect production overheads comprise indirect materials, wages and salaries, maintenance and depreciation of production machinery, buildings and equipment, and facility administration and management.

Antibody Clinical Trial Material Produced or Purchased for the Use in Clinical Trials

Antibody clinical trial materials (antibodies) which are either internally produced or purchased from third parties are recognized in the balance sheet at cost and expensed in the income statement when consumed if all criteria for recognition as an asset are fulfilled, in particular that sufficient certainty can be determined that future income from the use of such material will exceed the aggregate cost of the antibodies. If sufficient certainty cannot be obtained, such material is expensed in the income statement under research and development costs at the time of acquisition.

On a regular basis, the carrying value of such assets is reviewed to ensure that no impairment has occurred and that the quantities do not exceed the planned consumption in the development activities.

Receivables

Receivables are designated as loans and receivables and measured in the balance sheet at amortized cost, which generally corresponds to nominal value less provision for bad debts.

The provision for bad debts is calculated on the basis of an individual assessment of each receivable including analysis of capacity to pay, creditworthiness, and historical information on payment patterns and doubtful debts.

Prepayments

Prepayments recognized as current assets include expenditures related to a future financial year. Prepayments are measured at nominal value.

Marketable Securities

Marketable securities consist of investments in securities with a maturity greater than three months at the time of acquisition. Genmab invests its cash in deposits with major financial institutions, in mortgage bonds, corporate bonds, and notes issued by the Danish, European, or US governments. The securities can be purchased and sold using established markets.

Notes to the Financial Statements

25. Accounting Policies (continued)

Genmab's portfolio of investments has been designated as financial assets at fair value through profit or loss as the portfolio is managed and evaluated on a fair value basis in accordance with Genmab's investment guidelines and the information provided internally to the management.

Marketable securities are measured at fair value, which equals the listed price. Realized and unrealized gains and losses (including unrealized foreign exchange rate gains and losses) are recognized in the income statement as financial items. Transactions are recognized at trade date.

Cash and Cash Equivalents

Cash and cash equivalents comprise cash, bank deposits, and marketable securities with a maturity of three months or less on the date of acquisition.

Shareholders' Equity

The share capital comprises the nominal amount of the parent company's ordinary shares, each at a nominal value of DKK 1. All shares are fully paid.

The share premium reserve comprises of the amount received, attributable to shareholders' equity, in excess of the nominal amount of the shares issued at the parent company's offerings, reduced by external expenses directly attributable to the offerings. The share premium reserve can be distributed.

Translation reserves in the consolidated financial statements include exchange rate adjustments of equity investments and balances considered to be a part of the total net investment in foreign subsidiaries arising from the translation of their financial statements from their functional currencies to the presentation currency of Genmab A/S (DKK). Translation reserves cannot be used for distribution.

NON-CURRENT LIABILITIES

Provisions

Provisions are recognized when the group has an existing legal or constructive obligation as a result of events occurring prior to or on the balance sheet date, and it is probable that the utilization of economic resources will be required to settle the obligation. Provisions are measured at management's best estimate of the expenses required to settle the obligation.

A provision for onerous contracts is recognized when the expected benefits to be derived by the group from a contract are lower than the unavoidable cost of meeting its obligations under the contract. The provision is measured at the present value of the lower of the expected cost of terminating the contract and the expected net cost of continuing with the contract.

When the group has a legal obligation to restore our office

lease in connection with the termination, a provision is recognised corresponding to the present value of expected future costs.

Deferred Tax

Deferred tax is accounted for under the liability method which requires recognition of deferred tax on all temporary differences between the carrying amount of assets and liabilities and the tax base of such assets and liabilities. This includes the tax value of tax losses carried forward.

Deferred tax is calculated in accordance with the tax regulations and current tax rates in the individual countries. Changes in deferred tax as a result of changes in tax rates are recognized in the income statement.

Deferred tax assets resulting from temporary differences, including the tax value of losses to be carried forward, are recognized only to the extent that it is probable that future taxable profit will be available against which the differences can be utilized. Deferred tax assets which are not recognized in the balance sheet are disclosed in note 7 to the financial statements.

CURRENT LIABILITIES

Leasing

Lease contracts, which in all material respects transfer the significant risks and rewards associated with the ownership of the asset to the lessee, are classified as finance leases. Assets treated as finance leases are recognized in the balance sheet at the inception of the lease term at the lower of the fair value of the asset or the net present value of the future minimum lease payments. A liability equaling the asset is recognized in the balance sheet. Each lease payment is separated between a finance charge, recorded as a financial expense, and a reduction of the outstanding liability.

Fair value is calculated based on the present value of the future principal and interest cash flows, discounted at the market rate of interest at the balance sheet date.

Assets under finance leases are depreciated in the same manner as owned assets and are subject to regular reviews for impairment.

Lease contracts, where the lessor retains the significant risks and rewards associated with the ownership of the asset, are classified as operating leases.

Lease payments under operating leases are recognized in the income statement ratable over the lease term. The total lease commitment under operating leases is disclosed in the notes to the financial statements.

Accounts Payable

Accounts payable are measured in the balance sheet at amortized cost, which is considered to be equal to the fair value due to the short-term nature of the liabilities.

Notes to the Financial Statements

25. Accounting Policies (continued)

Deferred Income

Deferred income reflects the part of revenues that has not been recognized as income immediately on receipt of payment and which concerns agreements with multiple components which cannot be separated.

Deferred income is measured at nominal value.

Other Liabilities

Other liabilities are measured in the balance sheet at amortized cost.

Wages and salaries, social security contributions, paid leave and bonuses, and other employee benefits are recognized in the financial year in which the employee performs the associated work.

Termination benefits are recognized as an expense, when the Genmab group is committed demonstrably without realistic possibility of withdrawal, to a formal detailed plan to terminate employment.

The group's pension plans are classified as defined contribution plans, and, accordingly, no pension obligations are recognized in the balance sheet. Costs relating to defined contribution plans are included in the income statement in the period in which they are accrued and outstanding contributions are included in other liabilities.

Assets Held for Sale

Assets or disposal groups comprising assets and liabilities, which upon initial recognition, are expected to be recovered primarily through sale within 12 months rather than through continuing use, are classified as held for sale.

Events or circumstances may extend the period to complete the sale beyond 12 months. An extension of the period required to complete a sale does not preclude an asset or disposal groups from being classified as held for sale if the delay is caused by events or circumstances beyond Genmab's control and there is sufficient evidence that the entity remains committed to its plan to sell the asset.

Immediately before classification as held for sale, the assets or components of a disposal group are re-measured in accordance with the group's accounting policies. Thereafter, generally the assets, or disposal group, are measured at the lower of their carrying amount and fair value less cost to sell.

Assets classified as held for sale are not amortized or depreciated.

Any impairment loss on a disposal group is initially allocated to goodwill and then to remaining assets and liabilities on pro rata basis, except that no loss is allocated to inventories, financial assets, or deferred tax assets that continue to be measured in accordance with the group's accounting policies. Impairment losses on initial classification as held for sale and subsequent gains or losses on re-measurement are recognized in the income statement and are disclosed in the notes. Gains are not recognized in excess of any cumulative impairment loss.

Assets classified as held for sale and related liabilities are presented separately in the balance sheet as current assets and liabilities. Comparative figures are not represented.

Discontinued Operation

A discontinued operation is a component of the group's business that represents a separate major line of business that has been disposed of or is held for sale. Classification as a discontinued operation occurs upon disposal or when the operation meets the criteria to be classified as held for sale, if earlier.

When an operation is classified as a discontinued operation, the results of the discontinued operations are presented separately from continuing operations in the income statement. The comparative income statement information is re-classified for discontinued operations in a separate line item as if the operation had been discontinued from the start of the comparative period.

Additional information regarding discontinued operations is disclosed in the notes and includes among other items a split into revenue, expenses and pre-tax profit or loss of discontinued operations, the impairment and the gain or loss recognized on the measurement to fair value less cost to sell or on the disposal. In addition, related cash flow information is disclosed.

Cash Flow Statement

The cash flow statement is presented using the indirect method with basis in the loss before tax.

Cash flow from operating activities is stated as the net loss adjusted for net financial items, non-cash operating items such as depreciation, amortization, impairment losses, warrant compensation expenses, provisions, and for changes in working capital, interest paid and received, and corporate taxes paid. Working capital comprises current assets less current liabilities excluding the items included in cash and cash equivalents.

Cash flow from investing activities is comprised of cash flow from the purchase and sale of intangible assets, tangible assets and financial assets as well as acquisition of entities, and purchase and sale of marketable securities. The parent company's transactions with subsidiaries are included in receivables from subsidiaries.

Cash flow from financing activities is comprised of cash flow from the issuance of shares and payment of long-term loans including installments on lease liabilities.

Finance lease transactions are considered as non-cash transactions.

The cash flow statement cannot be derived solely from the financial statements.

Segment Reporting

The Genmab group is managed and operated as one business unit which is reflected in the organizational structure and internal reporting.

Notes to the Financial Statements

25. Accounting Policies (continued)

The entire group is managed by a management team reporting to the Chief Executive Officer. The management team discusses operating activities, financial results, forecasts, or plans for the Genmab group. Therefore, no separate lines of business or separate business entities have been identified with respect to any of the product candidates or geographical markets. No segment information is currently disclosed in the internal reporting.

Accordingly, it has been concluded that it is not relevant to include segment disclosures in the annual report as the group business activities are not organized on the basis of differences in related product and geographical areas.

Geographical information is presented for the Genmab group's revenues and non-current assets are specified. Revenues are attributed to countries on the basis of the location of operations. Non-current assets comprise intangible and tangible assets.

Definition of Financial Ratios

The group discloses a number of financial ratios in the annual report. These financial ratios are defined as:

Basic Net Loss per Share

Basic net loss per share is calculated as the net loss for the year divided by the weighted average number of outstanding ordinary shares. Weighted average number of ordinary shares outstanding during the period amounted to 44,907,142 shares in 2010 and 44,903,736 shares in 2009.

Diluted Net Loss per Share

Diluted net loss per share is calculated as the net loss for the year divided by the weighted average number of outstanding ordinary shares adjusted for the dilutive effect of share equivalents. As the income statement shows a net loss, no adjustment has been made for the dilutive effect.

Year-End Share Market Price

The year-end share market price is determined as the closing price of the parent company's shares on the NASDAQ OMX Copenhagen at the balance sheet date or the last trading day prior to the balance sheet date.

Price/Book Value

Price/book value is calculated as the parent company's year-end share market price divided by the shareholders' equity per share at the balance sheet date.

Shareholders' Equity per Share

Shareholders' equity per share is calculated as shareholders' equity at the balance sheet date divided by the number of outstanding shares at the balance sheet date.

Equity Ratio

Equity ratio is calculated as shareholders' equity at the balance sheet date divided by the total assets at the balance sheet date.

New International Financial Reporting Standards

The International Accounting Standards Board (IASB) has issued, and the EU has endorsed, a number of new standards and made updates to some of the existing standards, the majority of which are effective as of January 1, 2011, or later. The financial reporting of Genmab is expected to be affected by such new or improved standards to the extent described below. Only standards and interpretations issued before December 31, 2010 and with relevance for the Genmab group are described.

IAS 24 Related Party Disclosures (amendment):

The IASB has issued an amendment to IAS 24 "Related Party Disclosures" which clarifies the definition of a related party to simplify the identification of such relationship and to eliminate inconsistencies in its application. The amended standard is effective from January 1, 2011. The amendment will not have any material impact on the financial position and performance of the group.

IFRS 9 Financial Instruments: Classification and measurement:

IFRS 9 is the first phase of the IASB's work with the replacement of IAS 39. The new standard will change the classification and measurement guidelines for financial assets. The new standard operates with two categories (financial assets at fair value through profit or loss or comprehensive income and financial assets measured at amortized cost) instead of the current four categories outlined in IAS 39.

The standard is effective from January 1, 2013. The standard is not expected to have any material impact on the financial position and performance of the group. The group will quantify any effect in conjunction with the other phases, when issued, to present a comprehensive picture. As of December 31, 2010, the standard had not yet been endorsed by the EU.

Improvements of IFRSs

In May 2010, the IASB issued amendments to its standards which among others include amendments of IFRS 1, 3, 7, IAS 1, 27 and 34 primarily in order to remove inconsistencies and clarify wording. The group will apply these standards from January 1, 2011 in accordance with each standard's transitional provision. The amendments are not expected to have any material impact on the financial position and performance of the group. As of December 31, 2010, the standards had not yet been endorsed by the EU.

Directors' and Management's Statement on the Annual Report

The Executive Management and Board of Directors have today considered and adopted the Annual Report of Genmab A/S for 2010.

The Consolidated Financial Statements and the Parent Financial Statements are prepared in accordance with International Financial Reporting Standards as adopted by the EU. Further, the Annual Report is prepared in accordance with additional Danish disclosure requirements for listed companies.

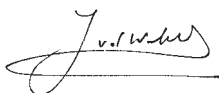
In our opinion, the accounting policies used are appropriate and the Consolidated Financial Statements and the Parent Financial Statements give a true and fair view of the financial position at 31 December 2010 of the Group and the Parent Company and of the results of the Group and Parent Company operations and cash flows for the financial year 2010.

In our opinion, Management's Review includes a true and fair account of the development in the operations and financial circumstances of the Group and the Parent Company, of the results for the year and of the financial position of the Group and the Parent Company as well as a description of the most significant risks and elements of uncertainty facing the Group and the Parent Company.

We recommend that the Annual Report be adopted at the Annual General Meeting.

Copenhagen, February 28, 2011

Management



Jan van de Winkel
(President & CEO)



David A. Eatwell
(Executive Vice President & CFO)

Board of Directors



Michael B. Widmer
(Chairman)



Anders Gersel Pedersen
(Deputy Chairman)



Karsten Havkrog Pedersen



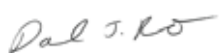
Burton G. Malkiel



Hans Henrik Munch-Jensen



Tom Vink
(Employee representative)



Daniel J. Bruno
(Employee representative)



Nedjad Losic
(Employee representative)

Independent Auditor's Report

To the Shareholders of Genmab A/S

We have audited the Consolidated Financial Statements and the Financial Statements of Genmab A/S for the financial year 2010 pages 50-102, which comprises Management's Statement, Income Statement, Statement of Comprehensive Income, Balance Sheet, Statement of Changes in Equity, Cash Flow Statement and Notes for the Group as well as for the Parent Company. The Consolidated Financial Statements and the Financial Statements are prepared in accordance with International Financial Reporting Standards as adopted by the EU and additional Danish disclosure requirements for listed companies. Management's Review, which is not comprised by the audit, is also prepared in accordance with Danish disclosure requirements for listed companies.

Management's Responsibility

Management is responsible for the preparation and fair presentation of the Consolidated Financial Statements and the Financial Statements in accordance with International Financial Reporting Standards as adopted by the EU and additional Danish disclosure requirements for listed companies. This responsibility includes: designing, implementing and maintaining internal controls relevant to the preparation and fair presentation of the Consolidated Financial Statements and the Financial Statements that are free from material misstatement, whether due to fraud or error. The responsibility also includes selecting and applying appropriate accounting policies, and making accounting estimates that are reasonable in the circumstances. Furthermore, Management is responsible for preparing a Management's Review that includes a true and fair account in accordance with Danish disclosure requirements for listed companies.

Auditor's Responsibility and Basis of Opinion

Our responsibility is to express an opinion on the Consolidated Financial Statements and the Financial Statements based on our audit. We conducted our audit in accordance with Danish Auditing Standards. Those Standards require that we comply with ethical requirements and plan and perform the audit to obtain reasonable assurance whether the Consolidated Financial Statements and the Financial Statements are free from material misstatement.

An audit involves performing procedures to obtain audit evidence about the amounts and disclosures in the Consolidated Financial Statements and the Financial Statements. The procedures selected depend on the auditor's judgment, including the assessment of the risks of material misstatement of the Consolidated Financial Statements and the Financial Statements, whether due to fraud or error. In making those risk assessments, the auditor considers internal control relevant to the Entity's preparation and fair presentation of the Consolidated Financial Statements and the Financial Statements in order to design audit procedures that are appropriate in the circumstances, but not for the purpose of expressing an opinion on the effectiveness of the Entity's internal controls. An audit also includes evaluating the appropriateness of accounting policies used and the reasonableness of accounting estimates made by Management, as well as evaluating the overall presentation of the Consolidated Financial Statements and the Financial Statements.

We believe that the audit evidence we have obtained is sufficient and appropriate to provide a basis for our audit opinion.

Our audit has not resulted in any qualification.

Opinion

In our opinion, the Consolidated Financial Statements and the Financial Statements give a true and fair view of the financial position at 31 December 2010 of the Group and the Parent Company and of the results of the Group and Parent Company operations and cash flows for the financial year 2010 in accordance with International Financial Reporting Standards as adopted by the EU and additional Danish disclosure requirements for listed companies.

Statement on Management's Review

We have read Management's Review in accordance with the Danish Financial Statements Act, pages 1-49. We have not performed any procedures additional to the audit performed of the Consolidated Financial Statements and the Financial Statements. On this basis, in our opinion, the information provided in Management's Review is in accordance with the Consolidated Financial Statements and the Financial Statements.

Copenhagen, 28 February 2011

PricewaterhouseCoopers
Statsautoriseret Revisionsaktieselskab



Mogens Nørgaard Mogensen
State Authorized Public Accountant



Susanne Funder
State Authorized Public Accountant

Conversion of Certain DKK Amounts into USD – Supplementary Information – Unaudited

Solely for the convenience of the reader, the annual report contains a conversion of certain DKK amounts into US Dollars (USD) at a specified rate. The conversions are outlined below and are related to the consolidated financial statements (condensed).

These converted amounts are unaudited and should not be construed as representations that the DKK amounts actually represent such USD amounts or could be converted into USD at the rate indicated or at any other rate. The conversion is regarded as supplementary information to the annual report.

Unless otherwise indicated, conversion herein of financial information into USD has been made using the Danish Central Bank closing spot rate on December 31, 2010, which was USD 1.00 = DKK 5.6133.

Key figures in USD

	2010	2009	2008	2007	2006
	USD'000	USD'000	USD'000	USD'000	USD'000
	(Unaudited)	(Unaudited)	(Unaudited)	(Unaudited)	(Unaudited)
Income Statement					
Revenues	103,696	104,408	123,332	94,336	24,147
Research and development costs	(103,774)	(166,633)	(226,391)	(151,284)	(91,402)
General and administrative expenses	(28,549)	(26,499)	(25,569)	(20,927)	(16,870)
Operating loss	(28,627)	(88,724)	(128,628)	(77,875)	(84,125)
Net financial items	6,813	27,799	(16,895)	9,578	6,053
Net loss for continuing operations	(25,533)	(61,978)	(145,627)	(68,297)	(78,072)
Balance Sheet					
Cash and marketable securities	275,457	228,271	313,899	657,981	307,187
Non-current assets	11,087	13,040	230,200	7,263	6,007
Assets	442,095	395,762	580,577	705,251	321,492
Shareholders' equity	192,412	231,093	389,889	513,651	286,388
Share capital	8,000	8,000	7,997	7,931	7,063
Investments in intangible and tangible assets	1,801	2,989	166,271	4,175	953
Cash Flow Statement					
Cash flow from operating activities	47,775	(101,555)	(91,449)	90,125	(67,629)
Cash flow from investing activities	(131,562)	173,646	81,967	(420,953)	(80,411)
Cash flow from financing activities	(1,248)	(1,184)	4,504	277,952	156,598
Cash, cash equivalents and bank overdraft	(372)	82,742	12,473	23,472	76,439
Cash increase/(Cash burn)	47,185	(85,626)	(344,081)	350,794	83,985
Financial Ratios					
Basic and diluted net loss per share	(1.28)	(4.01)	(3.85)	(1.55)	(2.01)
Basic and diluted net loss per share continuing operations	(0.57)	(1.38)	(3.26)	-	-
Year-end share market price	11.67	14.61	36.16	55.05	67.70
Price / book value	2.72	2.84	4.16	4.77	9.37
Shareholders' equity per share	4.28	5.15	8.69	11.54	7.22
Equity ratio	44%	58%	67%	73%	89%
Average number of employees	229	505	565	291	237
Number of employees at year-end	189	309	555	344	248

Conversion of Certain DKK Amounts into USD

– Supplementary Information – Unaudited (continued)

	Genmab Group	
Income Statement in USD	2010	2009
	USD'000 (Unaudited)	USD'000 (Unaudited)
Revenues	103,696	104,408
Research and development costs	(103,774)	(166,633)
General and administrative expenses	(28,549)	(26,499)
Operating expenses	(132,323)	(193,132)
Operating result	(28,627)	(88,724)
Financial income	7,063	32,262
Financial expenses	(250)	(4,463)
Result for continuing operations before tax	(21,814)	(60,925)
Corporate tax	(3,719)	(1,053)
Net result for continuing operations	(25,533)	(61,978)
Loss from discontinued operation	(31,735)	(118,088)
Net result	(57,268)	(180,066)
Basic and diluted net loss per share	(1.28)	(4.01)
Basic and diluted net loss per share continuing operations	(0.57)	(1.38)
Statement of Comprehensive Income in USD		
Net result	(57,268)	(180,066)
Other comprehensive income:		
Adjustment of foreign currency fluctuations on subsidiaries	6,745	(6,012)
Total comprehensive income	(50,523)	(186,078)

Conversion of Certain DKK Amounts into USD – Supplementary Information – Unaudited (continued)

Condensed Balance Sheet in USD	Genmab Group	
	Dec 31, 2010	Dec 31, 2009
	USD'000 (Unaudited)	USD'000 (Unaudited)
Total intangible assets	-	-
Total tangible assets	7,381	10,721
Total financial assets	3,706	2,319
Total non-current assets	11,087	13,040
Inventories	-	-
Receivables	11,656	18,483
Prepayments	1,951	1,739
Marketable securities	275,830	145,531
Cash and cash equivalents	17,984	82,080
	307,421	247,833
Asset classified as held for sale	123,587	134,889
Total current assets	431,008	382,722
Total assets	442,095	395,762
Shareholders' equity	192,412	231,093
Total non-current liabilities	13,704	4,628
Current liabilities	233,759	149,546
Liabilities classified as held for sale	2,220	10,495
Total current liabilities	235,979	160,041
Total liabilities	249,683	164,669
Total shareholders' equity and liabilities	442,095	395,762

Conversion of Certain DKK Amounts into USD

– Supplementary Information – Unaudited (continued)

Condensed Cash Flow Statement in USD	Genmab Group	
	2010	2009
	USD'000 (Unaudited)	USD'000 (Unaudited)
Result for continuing operations before tax	(21,814)	(60,925)
Result for discontinued operation before tax	(31,730)	(118,083)
Result before tax	(53,544)	(179,008)
Reversal of financial items, net	(6,814)	(27,839)
Adjustments for non-cash transactions	42,840	112,190
Changes in current assets and liabilities	67,412	(14,481)
Cash flow from operating activities before financial items	49,894	(109,138)
Financial receivables	3,288	9,200
Corporate taxes paid	(5,407)	(1,617)
Cash flow from operating activities	47,775	(101,555)
Purchase of intangible and tangible assets, net	(1,517)	(2,923)
Marketable securities bought	(282,372)	(86,004)
Marketable securities sold	152,327	262,573
Cash flow from investing activities	(131,562)	173,646
Warrants exercised	-	293
Costs related to issuance of shares	-	(4)
Paid installments on lease liabilities	(1,248)	(1,473)
Cash flow from financing activities	(1,248)	(1,184)
Decrease in cash and cash equivalents	(85,035)	70,907
Cash and cash equivalents at the beginning of the period	82,740	12,473
Exchange rate adjustments	1,923	(638)
Cash and cash equivalents at the end of the period	(372)	82,742





This annual report contains forward looking statements. The words “believe”, “expect”, “anticipate”, “intend” and “plan” and similar expressions identify forward looking statements. Actual results or performance may differ materially from any future results or performance expressed or implied by such statements. The important factors that could cause our actual results or performance to differ materially include, among others, risks associated with product discovery and development, uncertainties related to the outcome and conduct of clinical trials including unforeseen safety issues, uncertainties related to product manufacturing, the lack of market acceptance of our products, our inability to manage growth, the competitive environment in relation to our business area and markets, our inability to attract and retain suitably qualified personnel, the unenforceability or lack of protection of our patents and proprietary rights, our relationships with affiliated entities, changes and developments in technology which may render our products obsolete, and other factors. Genmab does not undertake any obligation to update or revise forward looking statements in this annual report nor to confirm such statements in relation to actual results, unless required by law.

GENMAB A/S

Bredgade 34
1260 Copenhagen K
Denmark
T. +45 70 20 27 28
F. +45 70 20 27 29
CVR No. 21 02 38 84

GENMAB, INC.

457 North Harrison Street
Princeton, NJ 08540
USA
T. +1 609 430 2481
F. +1 609 430 2482

GENMAB B.V.

Yalelaan 60
3584 CM Utrecht
The Netherlands
T. +31 30 2 123 123
F. +31 30 2 123 110

GENMAB MN, INC.

9450 Winnetka Avenue North
Brooklyn Park, MN 55445
USA
T. +1 763 255 5000
F. +1 763 255 5474

www.genmab.com

